

ONKOLOŠKI INŠTITUT V LJUBLJANI
INSTITUTE OF ONCOLOGY, LJUBLJANA

REGISTER RAKA ZA SLOVENIJO
CANCER REGISTRY OF SLOVENIA

INCIDENCA RAKA V SLOVENIJI
CANCER INCIDENCE IN SLOVENIA
1990

POROČILO RR ŠT. 32
REPORT No. 32
LJUBLJANA 1993

ISSN 1318-2471

Uredniški odbor:**Editorial Board:**

Rastko Golouh
Jurij Lindtner
Vera Pompe Kirn
Maja Primic Žakelj
Božena Ravnihar
Zvonimir Rudolf
Branko Zakotnik

Osebjje Registra raka:**Staff of the Cancer Registry:**

Vera Pompe Kirn, vodja - head
Neva Volk, mlada raziskovalka - junior researcher
Jurij Modic, računalniška obdelava in slike - EDP analysis and figures

Mojca Brus
Ana Dotzauer, od 1. julija 1992 do 31. avgusta 1993 - from July 1, 1992, to August 31, 1993
Trauti Kovačič
Neža Milčič
Nataša Robek
Fani Škrlec
Judita Eržen, od 1. aprila 1992 do 31. avgusta 1993 - from April 1, 1992, to August 31, 1993
Tone Žakelj, oblikovanje in priprava za tisk - desk-top publishing

Izdal: Onkološki inštitut, Ljubljana
Published by: Institute of Oncology, Ljubljana, Slovenia
Direktor - Director: Matjaž Zwitter

Naslov - Correspondence to:

Prof. Vera Pompe Kirn, M.D., D.Sc.
Institute of Oncology
Zaloška c. 2, 61105 Ljubljana, p.p. 17, Slovenia
tel. +386 (0)61 13-24-113

Tisk - Printed by: Birografika BORI, Ljubljana

VSEBINSKO KAZALO - CONTENTS

	Stran/Page
Uvod in pojasnila	5
Introduction and Comments	9
 Slike - Figures	
1. Deset najpogostejših lokalizacij raka po spolu - Slovenija 1990 The ten leading cancer sites by sex - Slovenia 1990	13
2. Grobe in kumulativne letne incidenčne mere raka vseh lokalizacij po spolu - Slovenija 1950-1990 Crude and cumulative annual cancer incidence rates; all sites by sex - Slovenia 1950-1990	14
3. Grobe letne incidenčne mere izbranih rakov po spolu - Slovenija 1950-1990 Crude annual cancer incidence rates by selected primary sites and sex - Slovenia 1950-1990	15
4. Delež petih najpogostejših rakov po starosti in spolu - Slovenija 1989-1990 Percentages for the five leading cancer sites by age and sex - Slovenia 1989-1990	16
5. Starostno specifične incidenčne mere izbranih otroških rakov po spolu - Slovenija 1976-1990 Age-specific incidence rates in selected childhood cancers by sex - Slovenia 1976-1990	17
6. Starostno specifične incidenčne mere izbranih rakov pri mladih odraslih po spolu - Slovenija 1976-1990 Age specific incidence rates of selected cancers in young adults by sex - Slovenia 1976-1990	18
7. Kumulativne incidenčne mere za vse in izbrane rake v Evropi 1983-1987 - moški Cumulative incidence rates for all and selected cancers in Europe 1983-1987 - males	19
8. Kumulativne incidenčne mere za vse in izbrane rake v Evropi 1983-1987 - ženske Cumulative incidence rates for all and selected cancers in Europe 1983-1987 - females	20
 Tabele - Tables	
1. Prebivalstvo Slovenije po starosti in spolu na dan 30. junija 1990 Population of Slovenia by age and sex on June 30th, 1990	21

2. Prebivalstvo Slovenije po zdravstvenih regijah in območjih zdravstvenih domov po spolu na dan 30. junija 1990 Population of Slovenia by health regions and subregions by sex on June 30th, 1990	22
3. Število novih primerov raka ter število in odstotek primerov, registriranih samo iz zdravniških poročil o vzroku smrti, po lokalizaciji in spolu - Slovenija 1990 Total number of new cancer cases, number and percentage of cases registered from death certificates only, by site and sex - Slovenia 1990	23
4. Število novih primerov raka po lokalizaciji, spolu in starosti - Slovenija 1990 Number of new cancer cases by primary site, sex, and age - Slovenia 1990	27
5. Incidenca raka na 100 000 prebivalcev po lokalizaciji, spolu in starosti - Slovenija 1990 Cancer incidence per 100 000 population by site, sex and age - Slovenia 1990	31
6. Število novih primerov raka po zdravstvenih regijah in območjih zdravstvenih domov, po najpogostejših lokalizacijah in spolu - Slovenija 1990 Number of new cancer cases by health regions and subregions, by most frequent sites and sex - Slovenia 1990	37
7. Število novih primerov raka, ugotovljenih v bolnišnicah, ter število in odstotek mikroskopsko potrjenih primerov, po lokalizaciji in spolu - Slovenija 1990 Total number of new cancer cases diagnosed in hospitals and number and percentage of microscopically confirmed cases - by site and sex - Slovenia 1990	39
8. Število histološko (in citološko) potrjenih novih primerov raka - po histološki vrsti in lokalizaciji - Slovenija 1990 Number of histologically (and cytologically) confirmed new cancer cases by histologic type and site - Slovenija 1990	43
9. Število primerov ne-Hodgkinovih limfomov po lokalizaciji, spolu in starosti - Slovenija 1990 Total number of non-Hodgkin's malignant lymphomas by site, sex, and age - Slovenia 1990	49
10. Število novih primerov raka po bolnišnicah ugotovitve diagnoze ter število in odstotek primerov, napotenih na Onkološki inštitut - Slovenija 1990 Number of new cancer cases diagnosed by reporting hospitals, and number and percentage of cases referred to the Institute of Oncology, Ljubljana - Slovenia 1990	50
11. Število in odstotek novih primerov raka, ugotovljenih v bolnišnicah, po stadiju, lokalizaciji in spolu - Slovenija 1990 Number and percentage of new cancer cases reported by hospitals by stage, site and sex - Slovenia 1990	52

UVOD

Register raka za Republiko Slovenijo je bil ustanovljen pri Onkološkem inštitutu v Ljubljani leta 1950 na pobudo in pod vodstvom dr. Božene Ravnihar kot posebna služba za zbiranje in obdelavo podatkov o incidenci raka in o preživetju rakavih bolnikov. Prijavljanje raka je od takrat dalje v Republiki Sloveniji obvezno, z zakonom predpisano (*Ur. l. SRS*, št. 10/50, št. 29/50, št. 14/65, št. 1/80, št. 45/82, št. 42/85 in *Ur. l. RS*, št. 9/92). Podrobneje ga zaenkrat še vedno določa Pravilnik o prijavi in kontroli rakavih bolnikov in o drugih tehničnih vprašanjih boja proti raku (*Ur. l. SRS*, št. 4/66).

Incidenca raka je po svetu zelo različna. Tudi Republika Slovenija kaže v zbolewnosti za rakom svojo posebno sliko. Zbrani podatki so številčna podlaga za ocenjevanje družbenega bremena rakavih bolezni v republiki, programiranje in ocenjevanje onkološkega varstva na področju primarne preventive, detekcije, diagnostike, zdravljenja, rehabilitacije, načrtovanje zmogljivosti in sredstev zdravstvenega varstva, ki so potrebna za obvladovanje rakavih bolezni (kadri, medicinska oprema, posteljne zmogljivosti), ter za klinične in epidemiološke raziskave v Sloveniji in v sklopu širših mednarodnih raziskav.

Populacijski register raka opravičuje svoj obstoj le, če se zbrani podatki tudi redno obdelujejo in objavljajo. Ena izmed stalnih oblik vračanja obdelanih informacij so prav letna poročila. Ker je virov informacij več, le-ta povsod po svetu izhajajo z dve- ali več-letnim zamikom.

Register raka za Republiko Slovenijo je prva letna poročila izdajal že v letih 1953-1957 za leta 1951-1955. Prva analiza podatkov za leto 1950 pa je bila objavljena v *Zdravstvenem vestniku* že leta 1951 (*Zdrav. Vestn.* 1951: 20, 264-277). Podatki za leta 1957-1971 so bili objavljani v periodičnih publikacijah Svetovne zdravstvene organizacije *Epidemiological and Vital Statistics Report* Vol. 14, No. 11, 1961; Vol. 16, No. 12, 1963; Vol. 17, No. 12, 1964; Vol. 19, No. 12, 1966; Vol. 20, No. 12, 1967) in v *World Health Statistics Report* (Vol. 23, No. 3, 1970; Vol. 24, No. 2, 1971; Vol. 25, Nos. 4, 5, 1972; Vol. 26, No. 8, 1973; Vol. 27, Nos. 6, 7, 1974). Podatki od leta 1965 dalje pa so bili spet redno objavljani v posebnih letnih poročilih z naslovom *Rak v Sloveniji (1965-1977)* oziroma *Incidenca raka v Sloveniji (1978-1989)* v slovenskem in angleškem jeziku. Glede na želje in pripombe uporabnikov poizkušamo ta letna poročila iz leta v leto dopolnjevati. Pri tem nam pomaga uredniški odbor, v katerem so zbrani specialisti različnih vej onkologije (kliniki, epidemiologi in patologi).

Naš Register je ena prvih tovrstnih služb v Evropi. Pred letom 1950 so bili populacijski registri raka ustanovljeni le v Hamburgu, na Danskem, v Veliki Britaniji, v Belgiji in v tedanji ZSSR. Prav zato so in so bili naši podatki o incidenci raka zanimivi tudi za širši svet. Leta 1957 je izšlo prvo obsežnejše poročilo za leta 1950-1955 v angleščini *Cancer in Slovenia 1955* (B. Ravnihar, A. Valentin, T. Božič, J. Doič, D. Pečirer). Podatke za leta 1956-1960, 1961-1965, 1968-1972, 1973-1976, 1978-1981 in 1982-1987 so objavili tudi v vseh šestih zvezkih knjige *Cancer Incidence in Five Continents*, UICC, Ženeva (Vol. 1-1966, eds. Doll R., Payne P., Waterhouse J.; Vol. 2-1970, eds. Doll R., Muir C., Waterhouse J.), in IARC, Lyon (Vol. 3-1976, eds. Waterhouse J., Muir C., Correa C., Powell J.; Vol. 4-1982, eds. Waterhouse J., Muir C.,

Shanmugaratnam K., Powell J.; Vol. 5-1987, eds. Muir C., Waterhouse J., Mack T., Powell J., Whelan S.; Vol. 6-1992, eds. Parkin M., Muir C., Whelan S., Gao Y., Ferlay J., Powell J.).

V letu 1993 smo prešli na sodobnejšo, s programom *Oracle* podprto računalniško obdelavo podatkov na lastnem računalniku *Unix, SiliconGraphics IRIS4D/310S*. Zbrane podatke tako lažje obdelujemo še podrobneje v skladu s trenutno perečo problematiko v Sloveniji, našim raziskovalnim programom in željami naših uporabnikov. Ti podatki so objavljeni v domačem in tujem strokovnem tisku ter po potrebi tudi v dnevnikih časopisih. Z veseljem ugotavljamo, da uporablja naše podatke vse več zdravnikov specialistov raznih strok, ekologov, novinarjev, študentov in drugih. V letu 1990 je izredno veliko število uporabnikov zanimalo pojavljanje raka na območju posameznih občin. Ker je za tovrstno analizo v enem letu v Sloveniji premalo primerov, smo leta 1992 izdali še posebno publikacijo za desetletno obdobje, *Zemljevidi incidence raka v Sloveniji, 1978-1987*. Knjigo še lahko kupite v tajništvu glavne sestre Onkološkega inštituta v Ljubljani po ceni 1000 SIT, lahko pa jo naročite tudi s priloženo naročilnico in plačate po povzetju. V letu 1994 bomo pripravili še podatke za knjigo *Trendi preživetja rakavih bolnikov v Sloveniji 1963-1990*.

GRADIVO IN POJASNILA

Podatke dobivamo iz posebnih Prijavnic rakavega obolenja iz vseh bolnišnic v Sloveniji. Dopolnjujemo jih še z zdravniškimi poročili o vzroku smrti in s podatki iz obdukcijskih zapisnikov, v katerih je navedena diagnoza rak ter s prijavicami iz zdravstvenih domov.

Incidenca pomeni število vseh v enem koledarskem letu nanovo ugotovljenih primerov raka, ki jih Registru prijavljajo bolnišnice (tudi če je bila diagnoza rak ugotovljena šele pri obdukciji) ali zdravstveni domovi (v primeru, če bolnik ni bil napoten v bolnišnico), plus število v istem letu umrlih, pri katerih je bil rak ugotovljen šele ob smrti in so prišli v evidenco Registra samo na podlagi zdravniškega poročila o vzroku smrti. V incidenco ne štejemo novih primarnih rakov parnega organa iste lokalizacije, če je bila histološka vrsta obeh rakov, npr. leve in desne dojke, enaka. Prav tako v incidenco ne štejemo novega pojava raka iste histološke vrste na istem organu, npr. multiple lezije v debelem črevesu. Tabele prikazujejo preliminarne podatke o incidenci raka v Sloveniji v letu 1990 po spolu, starosti, lokalizaciji, histološki vrsti in stadiju bolezni ob diagnozi ter o incidenci po zdravstvenih regijah in območjih zdravstvenih domov, kot tudi podatke o številu novih primerov raka, ugotovljenih v tem letu po posameznih bolnišnicah. Zanesljivost podatkov osvetljujeva dva kazalca: odstotek primerov raka, registriranih samo iz zdravniških poročil o vzroku smrti (tabela 3), in odstotek mikroskopsko (histološko ali citološko) potrjenih primerov (tabela 7).

Slike 1-3 prikazujejo tiste podatke, ki naše uporabnike največkrat zanimajo: to je deset najpogostnejših lokalizacij raka po spolu ter trendi incidence vseh in izbranih rakov po spolu.

Slika 4 prikazuje delež petih najpogostejših rakov po starosti in spolu. Opozarja, da je pogostnost posameznih vrst raka pri mlajših drugačna od tiste pri starejših. Sliki 5 in 6 kažeta

15-letni trend starostno specifične incidence za izbrane rake pri otrocih in mladih odraslih, sliki 7 in 8 pa mesto Slovenije med izbranimi evropskimi regijami in državami v letih 1983-1987. Zanju smo črpali podatke iz VI. zvezka knjige *Cancer Incidence in Five Continents*.

Tabeli 1 in 2 navajata podatke za prebivalce Slovenije na dan 30. 6. 1990 po spolu in starosti ter območjih zdravstvenih domov. Tabela 3 kaže zanesljivost podatkov za leto 1990. 3-4-odstotni delež registriranih samo s pomočjo zdravniških poročil o vzroku smrti je, glede na naše poizvedbe pri patronažnih službah zdravstvenih domov, realen. Tako registrirani bolniki so v 66 % starejši od 75 let in po vsej verjetnosti niso bili zaradi registriranega raka zdravljeni v bolnišnici. Tabela 5 pa prikazuje incidenco na 100 000 prebivalcev. Število vseh novih primerov raka iz leta 1990 je preračunano na število prebivalcev SR Slovenije na dan 30. junija tega leta (tabela 1). To je t.i. groba incidenčna mera. Starostno standardizirane incidenčne mere pa izločajo vpliv razlik v starostni strukturi prebivalstva v posameznih letih obdobja opazovanja, v našem primeru staranja prebivalcev SR Slovenije v letih 1950-1990. Na sliki 2 prikazujemo starostno standardizirane podatke po Dayevi metodi izračuna kumulativne incidence od 0. do vključno 74. leta starosti na 100 prebivalcev. Stare metode direktne in indirektne standardizacije so sicer še v rabi, vendar imajo to slabo lastnost, da dajejo pri velikih razlikah med opazovano in standardno populacijo nerealne (navidezno prevelike ali premajhne) vrednosti tako izračunanih incidenčnih mer (*Cancer Incidence in Five Continents*, Vol. 5, 1987: 787-789). Kumulativna incidenčna mera na 100 prebivalcev je petkratna vsota starostno specifičnih incidenc na 100 prebivalcev posameznih petletnih starostnih skupin. Day jo opredeljuje kot direktno, na dejansko populacijo posamezne petletne starostne skupine standardizirano incidenco. Tolmačimo si jo kot tveganje, ki ga ima novorojenček, da do 75. leta starosti zbolijo za rakom. Kumulativna incidenca 8,8/100 za pljučni rak pri moških pomeni npr., da bo 8,8 % novorojenčkov moškega spola do 75. leta starosti verjetno zbolelo za pljučnim rakom. Red velikosti kumulativnih incidenčnih mer na 100 prebivalcev je drugačen kot pri grobih incidenčnih merah na 100 000 prebivalcev. Primerjava oblike krivulj pa nam kaže, da lahko staranju našega prebivalstva pripišemo naraščanje raka predvsem pri ženskah, medtem ko pri moških očitno k temu prispevajo še drugi dejavniki tveganja.

Na različno starostno strukturo območij zdravstvenih domov in regij moramo pomisliti tudi pri uporabi in razlagi podatkov tabele 6. Njen prvoten namen je bil prikazati število novo obolelih za operativne namene načrtovanja zmogljivosti in sredstev zdravstvenega varstva na območjih zdravstvenih domov in regij. Tako v tej tabeli prikazujemo tudi podatke o številu novih primerov intraepitelijske oblike raka materničnega vratu z željo, da bi v Sloveniji vzpodbudili vsaj minimalni program sistematičnega presejanja žensk v starosti 25-59 let. Za druge namene, predvsem pa za iskanje vzrokov takšnega ali drugačnega pojavljanja raka, pa je treba podatke najprej starostno standardizirati. Kako vpliva različna starostna struktura na incidenčne mere, je razvidno iz že omenjene knjige *Zemljevidi incidence raka v Sloveniji*, ki prikazuje tako grobe kot kumulativne incidenčne mere za vse in najpogostejše rake po občinah.

Lokalizacije raka smo šifrirali po 8. reviziji *Mednarodne klasifikacije bolezni* (MKB-8). Po tej klasifikaciji smo uvrstili med šifre 196-199 tiste primere raka, pri katerih primarne lokaliza-

cije ni bilo mogoče ugotoviti. Takšni primeri z metastazami v bezgavkah so npr. uvrščeni v šifro 196. Osmo revizijo uporabljamo zaradi možne primerjave podatkov v tem poročilu s poročili od vključno 1970. leta dalje. Avtomatski prevajalnik pa po želji omogoča izpis podatkov tudi v 9. reviziji omenjene klasifikacije.

V tabelah 7 in 8 je navedeno število vseh mikroskopsko, to je histološko ali citološko potrjenih novih primerov raka. V tabeli 8 pa so ločeno navedeni primeri, ki so histološko potrjeni, in tisti, ki so potrjeni samo citološko (ti primeri so navedeni v oklepaju). Vsota vseh pa je enaka številu vseh mikroskopsko potrjenih primerov, navedenem v tabeli 7. Histološke vrste v tabeli 8 so šifrirane po šifrantu ICD-O (*International Classification of Diseases for Oncology*, WHO, 1976). Združili smo jih v smiselne skupine za namene tega poročila. To pa ne izključuje individualne obdelave po katerikoli šifri navedenega šifranta ICD-O, npr. izpisa redkih histoloških vrst, kot so Burkittovi limfomi. Iz te tabele lahko razberemo tudi primarne lokalizacije ekстранodalnih malignih limfomov in njihovo število. Ekстранodalni maligni limfomi so namreč dosledno uvrščeni med ustrezne šifre primarne lokalizacije raka.

Starostno porazdelitev ekстранodalnih in nodalnih lokalizacij ne-Hodgkinovih malignih limfomov kaže tabela 9. Zaradi majhnega števila prikazujemo le absolutna števila.

Tabela 11 prikazuje stadije ob ugotovitvi bolezni. Opredelitev stadijev solidnih tumorjev ne sledi pravilom *klasifikacije TNM*, ampak dogovorjenim pravilom registrov raka, ki pri opredeljevanju stadija upoštevajo vse preiskovalne metode, vključno operacijo; če bolnik ni bil predhodno zdravljen, pa tudi obdukcijo. Maligni limfomi so opredeljeni po klasifikaciji *Ann-Arbor*. Podobno kot za histološke vrste pa je možen tudi izpis podatkov po *klasifikaciji TNM*, v kolikor so bili podatki ustrezno šifrirani na prijavnica h oziroma že v popisih bolezni.

V tabele so vključeni le podatki o bolnikih, ki imajo stalno bivališče na območju Republike Slovenije, neglede na to, kje so bili zdravljeni.

ZAHVALA

Zahvaljujemo se vsem zdravnikom, medicinskim sestram in administrativnemu osebju, ki so nam vestno in redno pošiljali podatke o novozbolelih rakavih bolnikih in njihovi nadaljnji usodi. Prav posebej pa se zahvaljujemo sodelavkam Bolnišničnega registra Onkološkega inštituta v Ljubljani: Ani Dotzauer, Boži Kolar, Mariji Kralj in Nadi Jamšek, ki so z vodenjem evidence in s skrbnim izpisovanjem in šifriranjem podatkov iz popisov bolezni prispevale vsaj polovico v tem poročilu obdelanih podatkov.

Vera Pompe Kirn

Ljubljana, 3. 12. 1993

INTRODUCTION

The Cancer Registry of Slovenia was founded in 1950 at the Institute of Oncology in Ljubljana, on the initiative and under the leadership of Prof. Božena Ravnihar, MD, as a special service for collecting and processing data on cancer incidence and cancer patients' survival. Since then notification of cancer has been compulsory in Slovenia (*Official Gazette of SRS*, No. 10/50, No. 29/50, No. 14/65, No. 1/80, No. 45/82, No. 42/85, and *Official Gazette of RS*, No. 9/92). Detailed definition on this is given in the Regulations on notification and follow-up of cancer patients and other technical aspects of anticancer activities. (*Official Gazette of SRS*, No. 4/66).

Cancer incidence in the world varies greatly. The Republic of Slovenia also shows its specific cancer incidence pattern. The collected data serve as a basis for the assessment of cancer burden, for programming and evaluation of primary prevention, detection, diagnosis, treatments, rehabilitation, for planning facilities and funding needed for cancer control, hospital capacities and equipment, as well as for clinical and epidemiological research in Slovenia and in different multicentric international projects.

The existence of a population-based cancer registry is justified only by regular processing and publication of the collected data. The Registry's Annual Reports represent a permanent feed-back information. Because of many different data sources and data contributors, almost all cancer registries practise at least a two year period delay before publishing.

The first analysis of data for 1950 was published in *Zdravstveni vestnik* in 1951, whereas the first annual reports of the Cancer Registry of Slovenia for the period 1951-1955 were issued during the years 1953-1957. The data for the period 1957-1971 appeared in periodicals edited by World Health Organization - *Epidemiological and Vital Statistics Report*, Vol. 14, No. 11, 1961; Vol. 16, No. 12, 1963; Vol. 17, No. 12, 1964; Vol. 19, No. 12, 1966; Vol. 20, No. 12, 1967), as well as in *World Health Statistics Report* (Vol. 23, No. 3, 1970; Vol. 24, No. 2, 1971; Vol. 25, Nos. 4, 5, 1972; Vol. 26, No. 8, 1973; Vol. 27, Nos. 6, 7, 1974). The data from 1965 on have again appeared regularly in special annual reports, first entitled *Cancer in Slovenia (1965-1977)*, and afterwards *Cancer Incidence in Slovenia (1978-1989)*; the publication appears in Slovene and English. Our constant endeavours are directed into further improvement of these publications, taking into account the requests and comments of the users. In this, the support of our editorial board consisting of experts - oncologists of different specialities (i.e. clinicians, epidemiologists and a pathologist) proves to be very helpful.

Our Registry is one of the oldest services of this type in Europe. Before 1950, population-based cancer registries existed only in Hamburg (Germany), Denmark, Great Britain, Belgium and in the former Soviet Union. Therefore, our data on cancer incidence are interesting for a wide circle of professionals abroad. In 1957, the first comprehensive report in English for the period 1950-1955 entitled *Cancer in Slovenia* was issued (B. Ravnihar, A. Valentin, T. Božič, J. Doič, D. Pečirer). The data for periods 1956-1960, 1961-1965, 1968-1972, 1973-1976, 1978-1981, 1982-1987 were reported in all six volumes of the publication *Cancer Incidence in Five Continents* issued by UICC, Geneva (Vol. 1, 1966, eds. Doll R., Payne P., Waterhouse J.; Vol. 2, 1970, eds. Doll R., Muir C., Waterhouse J.), and IARC, Lyon (Vol. 3, 1976, eds. Waterhouse J., Muir C., Correa C., Powell J.; Vol. 4, 1982, eds. Waterhouse J., Muir C., Shanmugaratnam K., Powell J.; Vol. 5, 1987, eds. Muir C., Waterhouse J., Mack T., Powell J., Whelan S.; Vol. 6, 1992, eds. Parkin M., Muir C., Whelan S., Gao Y., Ferlay J., Powell J.). In 1993 we started to perform computer data analyses with the *Oracle* relational data base support on our own *Unix - Silicon Graphics IRIS4D/310S* server. This facilitates detailed analyses of the collected data, in accordance with the current problems in Slovenia, as well as with respect to our research program and individual needs of our users. These data are published in the national and foreign medical literature and in the daily print, when necessary. We are pleased to note that the demand by doctors of different specialities, ecologists, journalists, students, and other professionals is constantly increasing. In 1990, we received many requests for the data on cancer incidence in different communes. Since the annual number of cases collected in Slovenia is insufficient for such an analysis, a special publication, covering a ten-year period, *Atlas of Cancer Incidence in Slove-*

nia, 1978-1987, was published in 1992. It can be ordered at the Institute of Oncology, Ljubljana, Slovenia, at the price of 25.00 US dollars. In 1994, data for a book *Trends of Cancer Patient Survival in Slovenia in the Years 1963-1990* will be prepared.

MATERIAL AND COMMENTS

The main sources of data are notifications gathered from all hospitals in Slovenia. This information is completed by death certificates and autopsy protocols stating cancer diagnosis, and by notifications from regional health centres. Incidence represents the number of newly diagnosed cancer cases reported to the Registry in a given calendar year by regional hospitals (also if the diagnosis of cancer was established on autopsy only) or regional health centres (in the cases when the patient has not been referred to hospital), as well as of cases brought to the attention of the Registry only on the basis of death certificates. New primary cancers of the same histology in paired organs were not comprised in the incidence figures, neither were any new cancers of the same histology appearing in the same organ, e.g. multiple lesions of the colon.

In tables preliminary data on cancer incidence in Slovenia in 1990 by sex, age, site, histologic type, stage at diagnosis, health regions and health centre districts, and by reporting hospitals are presented. The reliability of data is indicated by two parameters, i.e. the percentage of cancer cases registered from death certificates alone (Table 3), and the percentage of microscopically (histologically or cytologically) confirmed cases (Table 7).

Figures 1-3 present the data our readers are most frequently interested in: the ten most frequent cancer sites by sex, and the incidence trends for all and selected sites by sex.

Figure 4 shows the percentage of five most frequent cancers by age and sex. Age-related differences in the frequency of individual cancer types are pointed out. Figures 5 and 6 present the 15-year trend of age-specific incidence of selected cancers in children and young adults; Figures 7 and 8 show the place of Slovenia among selected European regions and countries in the years 1983-1987. Data were taken from the VIth Volume of the book *Cancer Incidence in Five Continents*.

In Tables 1 and 2 the data for Slovenian population by sex, age and health center region, as registered on June 30, 1990, are given. Table 3 shows the data reliability for 1990; the 3-4 % rate of cases registered solely from death certificates seems realistic, considering our inquiries with health centers' home-care services. Thus registered patients were older than 75 years in 66 % of cases, and most probably did not receive any hospital treatment for the (registered) cancer.

Incidence per 100 000 population is presented in Table 5. It has been calculated from the number of inhabitants of Slovenia on June 30, 1990 (Table 1). This is the crude incidence rate. In age standardized incidence rates (Figure 2), the influence of the differences in population age structure in the period of observation has been excluded (the aging of the Slovene population in the period 1950-1990). They were calculated according to the Day's method for cumulative incidence calculation from 0 to 74 years of age per 100 population (*Cancer Incidence in Five Continents*, Vol. 5, 1987: 787-789). Cumulative incidence represents five times the sum of the age-specific incidence rates in 5-year age groups. Day interprets it as a directly standardized incidence rate with the same population size in each age group or as an approximation to the cumulated risk. It represents a newborn's risk of developing cancer by his 75th year of age. Thus, the cumulative incidence of 8.8 / 100 for lung cancer in males means that 8.8 % of male newborns are expected to develop lung cancer till their 75th year of age. The cumulative incidence figures differ from those of crude incidence per 100 000 population. The comparison of crude and age-standardized incidence curves indicates that the increasing crude cancer incidence rate in females can be attributed to the aging of population, whereas in males obviously additional risk factors should be considered as well.

When using and interpreting the data in Table 6, different age structure in regional health centre districts and administrative health-regions should be taken into account. The table has been originally designed to present the number of newly diagnosed cancers, as needed for planning of facilities and funding of health care in the regions and health centre districts. Therefore, in this table the data on all new in situ cervical cancer cases by health centres are presented, in order to stimulate at least a minimal programme for systematic screening in the age group 25-59. When used for other purposes, particularly for the search of possible risk factors of different cancers, the data require previous age standardization. The influence of different age structures on the incidence rates is evident also from maps drawn in the mentioned *Atlas of Cancer Incidence in Slovenia, 1978-1987*, presenting crude as well as cumulative incidence rates for all and most frequent cancers by communes.

Primary cancer sites were coded according to the 8th revised edition of *International Classification of Diseases (ICD-8)*. Thus, the cancer cases with unknown primary site were coded 196-199; e.g. such cases with lymph node metastases were classified under code 196. The 8th revision has been used in order to enable a comparison of data in the present report with those reported from the year 1970 on. An automatic translation of the data to ICD-9 is available.

The number of all microscopically, i.e. histologically and/or cytologically confirmed new cancer cases is presented in Table 7. In Table 8 histologically and cytologically verified cases are presented separately. The cytologically verified cases are given in brackets. The sum of histologically and cytologically verified cases in Table 8 equals the number of microscopically verified cases in Table 7.

Histologic types in Table 8 are coded according to ICD-O (*International Classification of Diseases for Oncology*, WHO, 1976). For the purpose of this report, some rare cancers have been grouped together. This, however, does not exclude individual processing by any ICD-O code, e.g. outprint of rare histologic types such as Burkitt lymphomas. The table also provides information on primary sites of extranodal malignant lymphomas and their number, as the extranodal are strictly categorized among primary sites by corresponding codes.

In Table 9, age distribution of extranodal and nodal sites of non-Hodgkin malignant lymphomas is presented. Owing to a small number of extranodal sites only the absolute numbers are given.

Table 11 shows stages of the disease at diagnosis. Solid tumor stage is not classified according to TNM classification system, but by cancer registries regulations according to which all investigation methods incl. surgery are considered in stage determination. In the case that the patient was not treated previously, autopsy report is considered as well. Malignant lymphomas are classified according to Ann-Arbor system. As for the histologic type, outprint of data by TNM classification is possible as well, provided that the data were correctly coded in patient records as well as on notification forms.

The data presented in tables refer only to patients, residents in Slovenia, irrespective of their place of treatment.

ACKNOWLEDGMENT

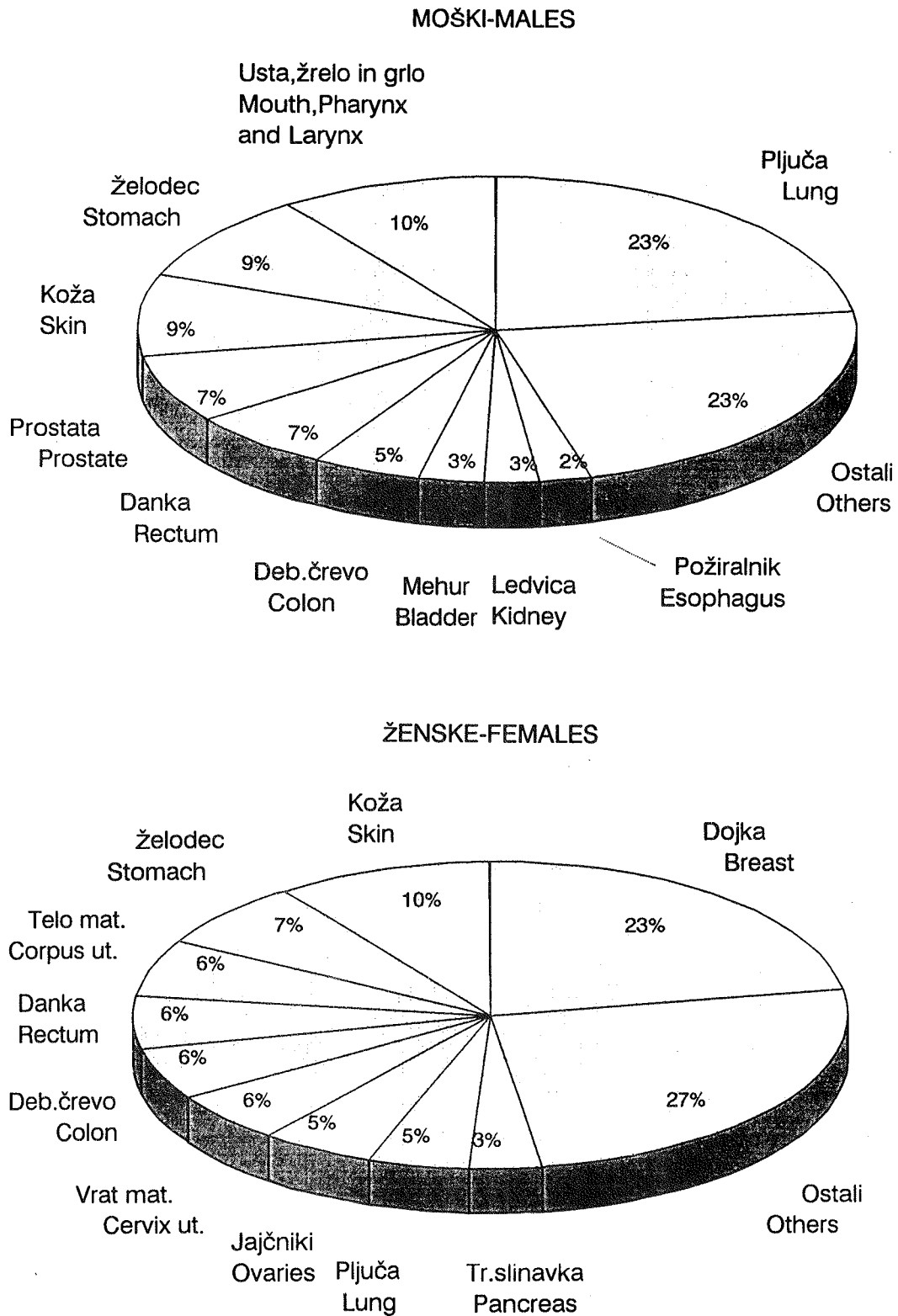
We thank to the physicians, nurses and administrative staff who have provided the data on new cancer patients and their further history. We owe special thanks to the coworkers of the Hospital Registry of the Institute of Oncology, Mrs. Ana Dotzauer, Boža Kolar, Marija Kralj, and Nada Jamšek, whose accurate evidence keeping, registration and coding of data from patients records have contributed more than a half of the information presented in this report.

Vera Pompe Kirn

Ljubljana, December 3, 1993

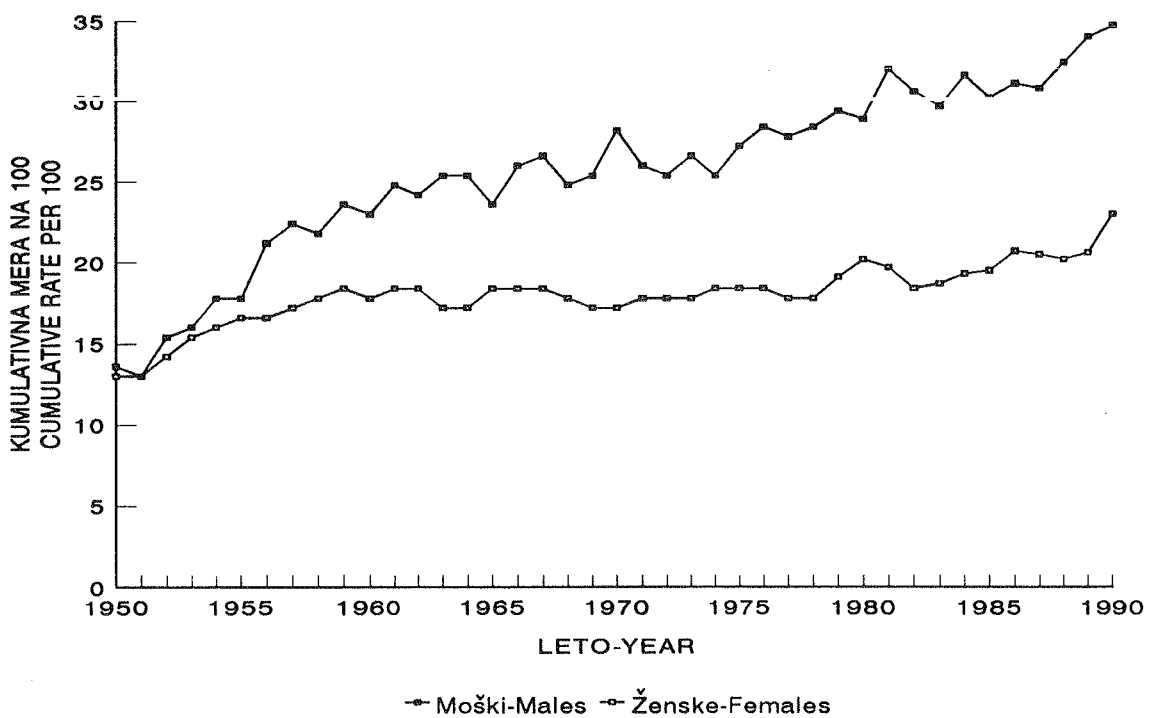
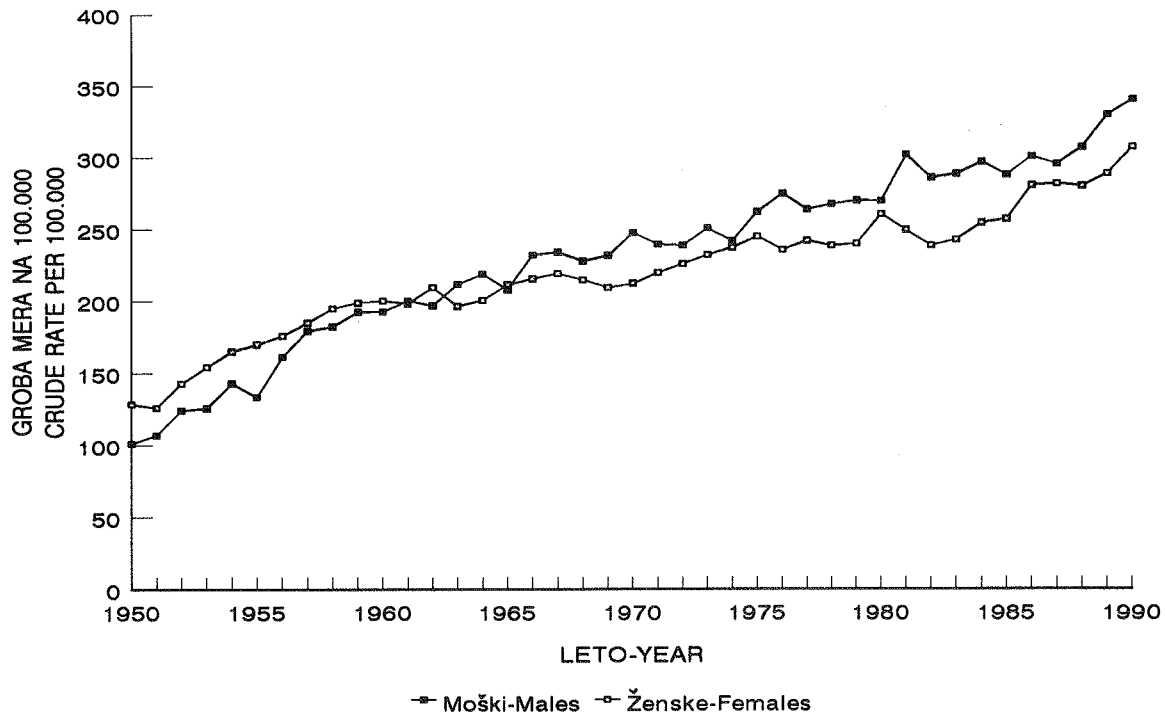
Slika 1. Delež desetih najpogostejših lokalizacij raka po spolu - Slovenija 1990

Figure 1. Percentages for the ten leading cancer sites by sex - Slovenia 1990



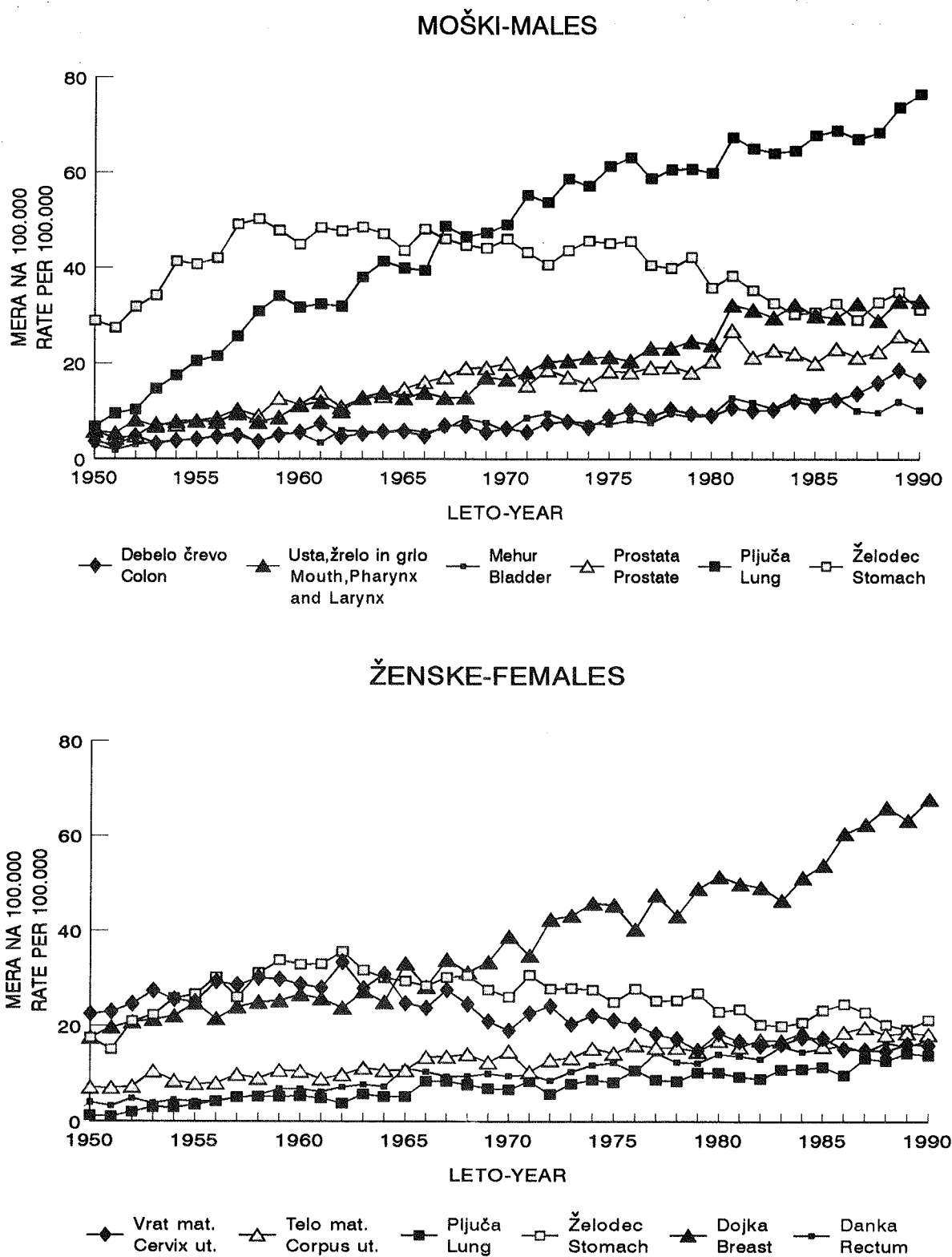
Slika 2. Grobe in kumulativne letne incidenčne mere raka vseh lokalizacij po spolu - Slovenija 1950-1990

Figure 2. Crude and cumulative annual cancer incidence rates; all sites by sex - Slovenia 1950-1990



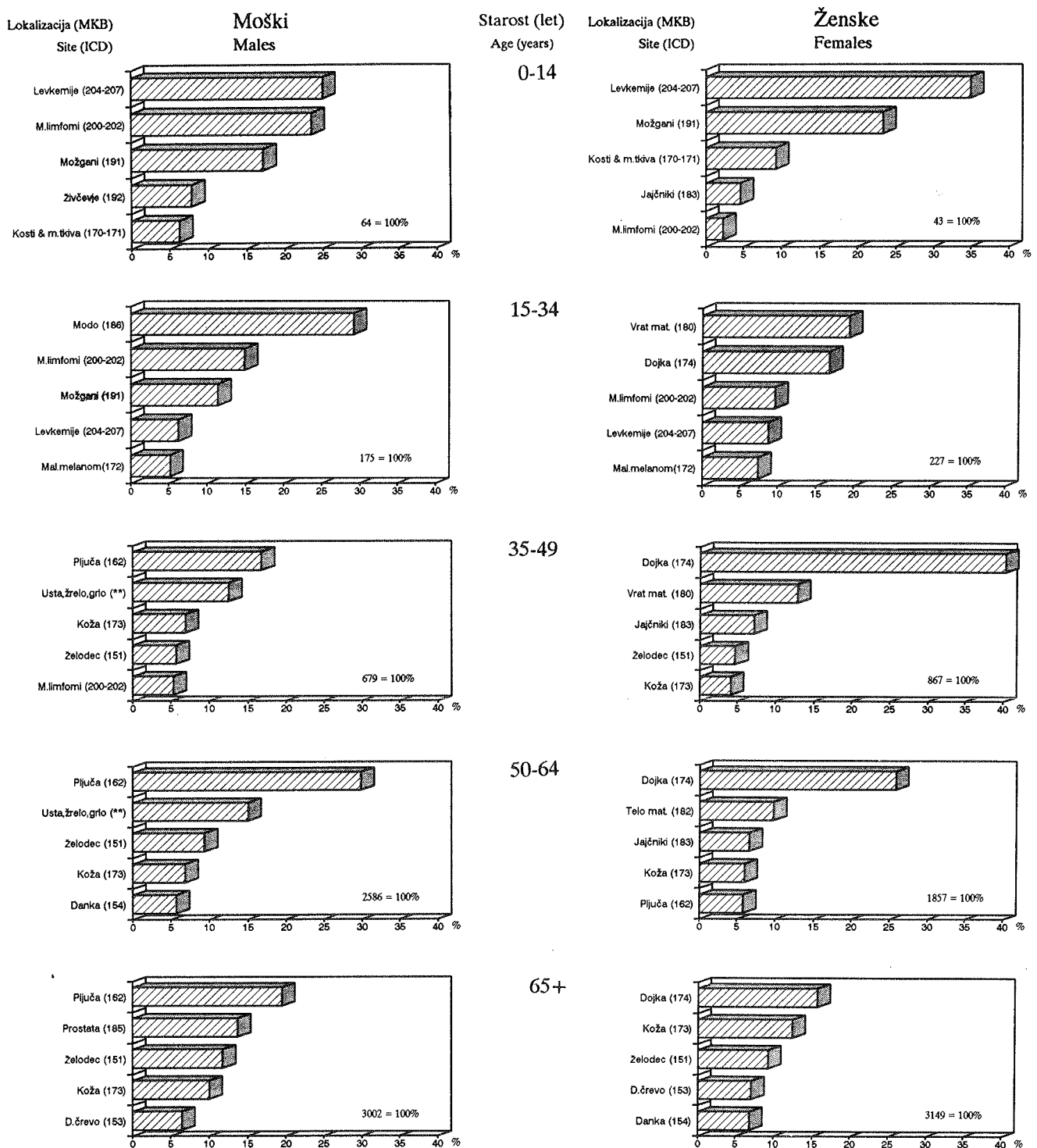
Slika 3. Grobe letne incidenčne mere izbranih rakov po spolu - Slovenija 1950-1990

Figure 3. Crude annual cancer incidence rates by selected primary sites and sex - Slovenia 1950-1990



Slika 4. Delež petih najpogostejših rakov po starosti in spolu - Slovenija 1989-1990

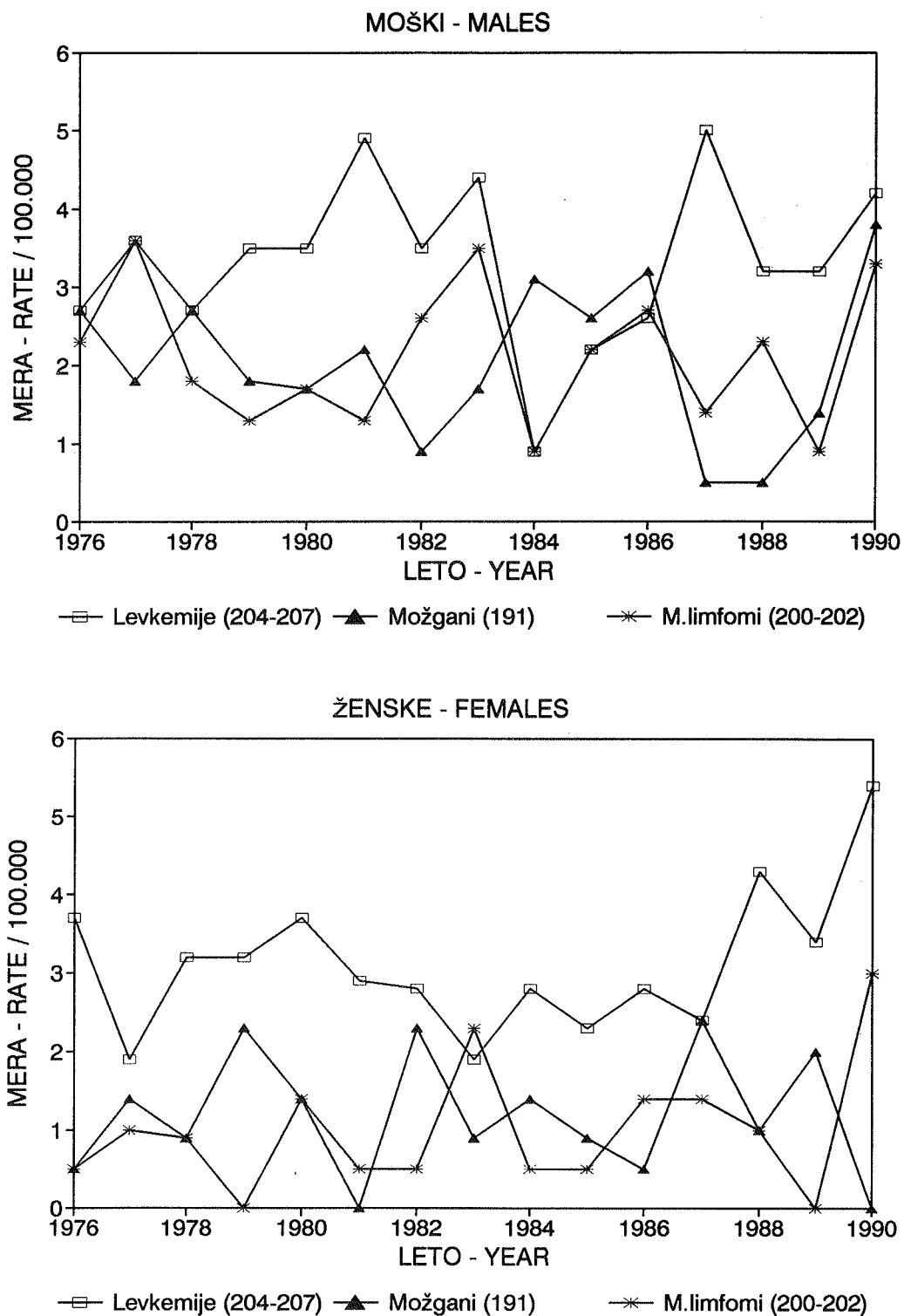
Figure 4. Percentages for the five leading cancer sites by age and sex - Slovenia 1989-1990



** Šifre MKB/ ICD Nos.: 141, 143-146, 148-149, 161

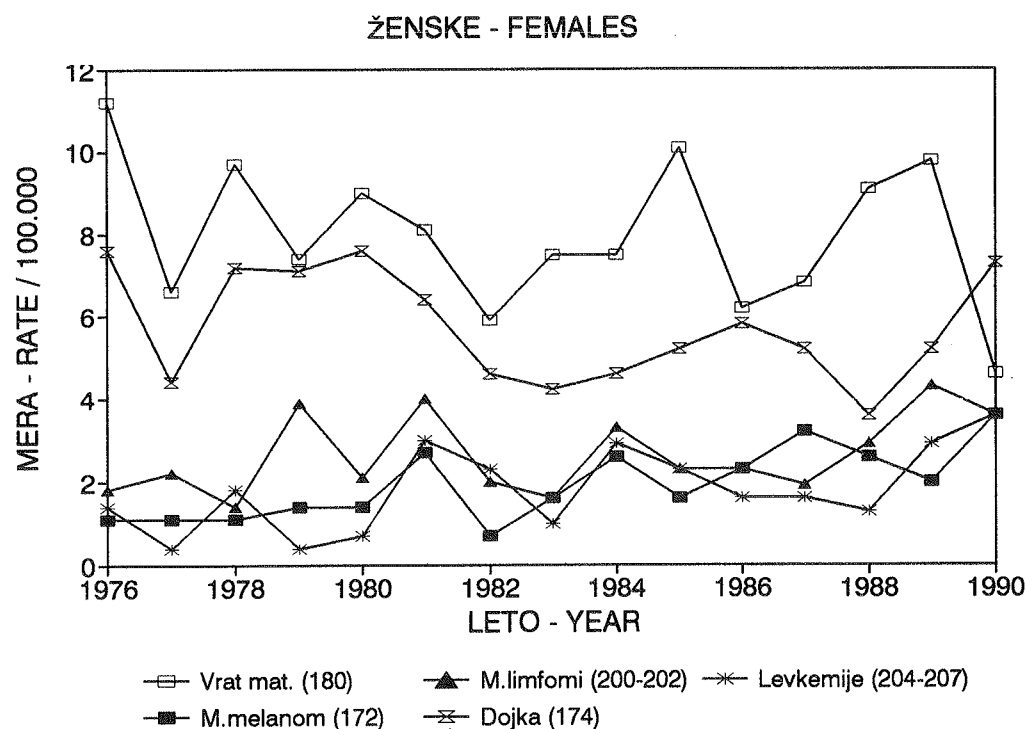
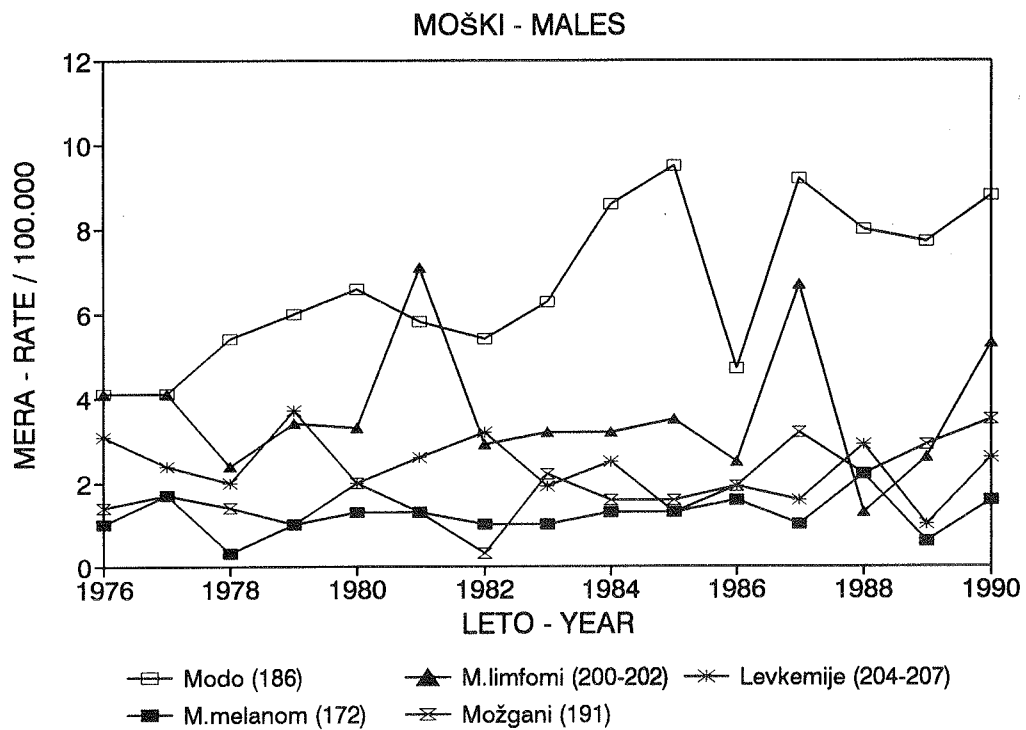
Slika 5. Starostno specifične incidenčne mere izbranih otroških rakov po spolu - Slovenija 1976-1990

Figure 5. Age-specific incidence rates in selected childhood cancers by sex - Slovenia 1976-1990



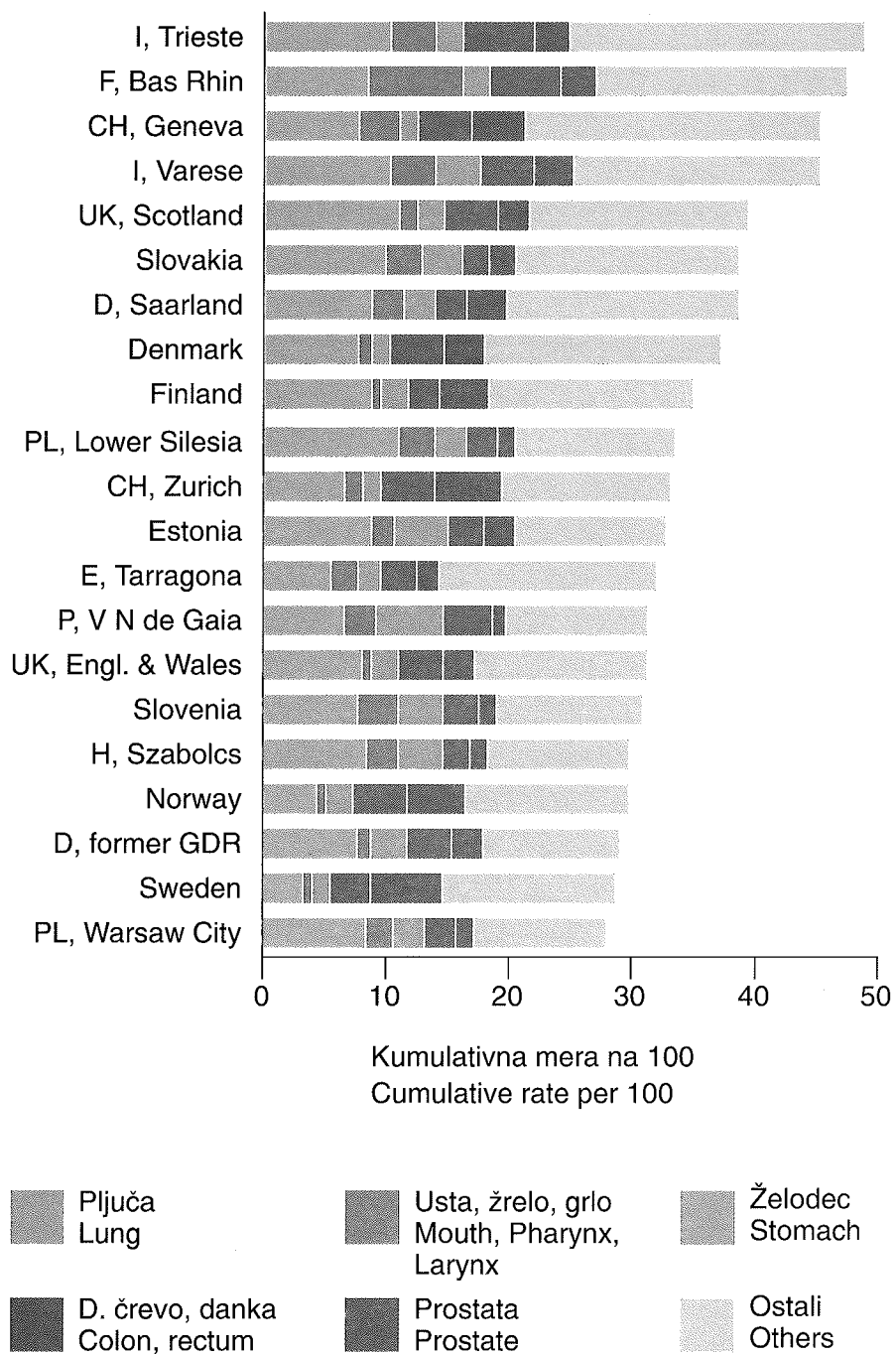
Slika 6. Starostno specifične incidenčne mere izbranih rakov pri mladih odraslih, starih 15-34 let, po spolu - Slovenija 1976-1990

Figure 6. Age specific incidence rates of selected cancers in young adults, aged 15-34 years, by sex - Slovenia 1976-1990



Slika 7. Kumulativne incidenčne mere za vse in izbrane rake v Evropi 1983-1987 - moški*

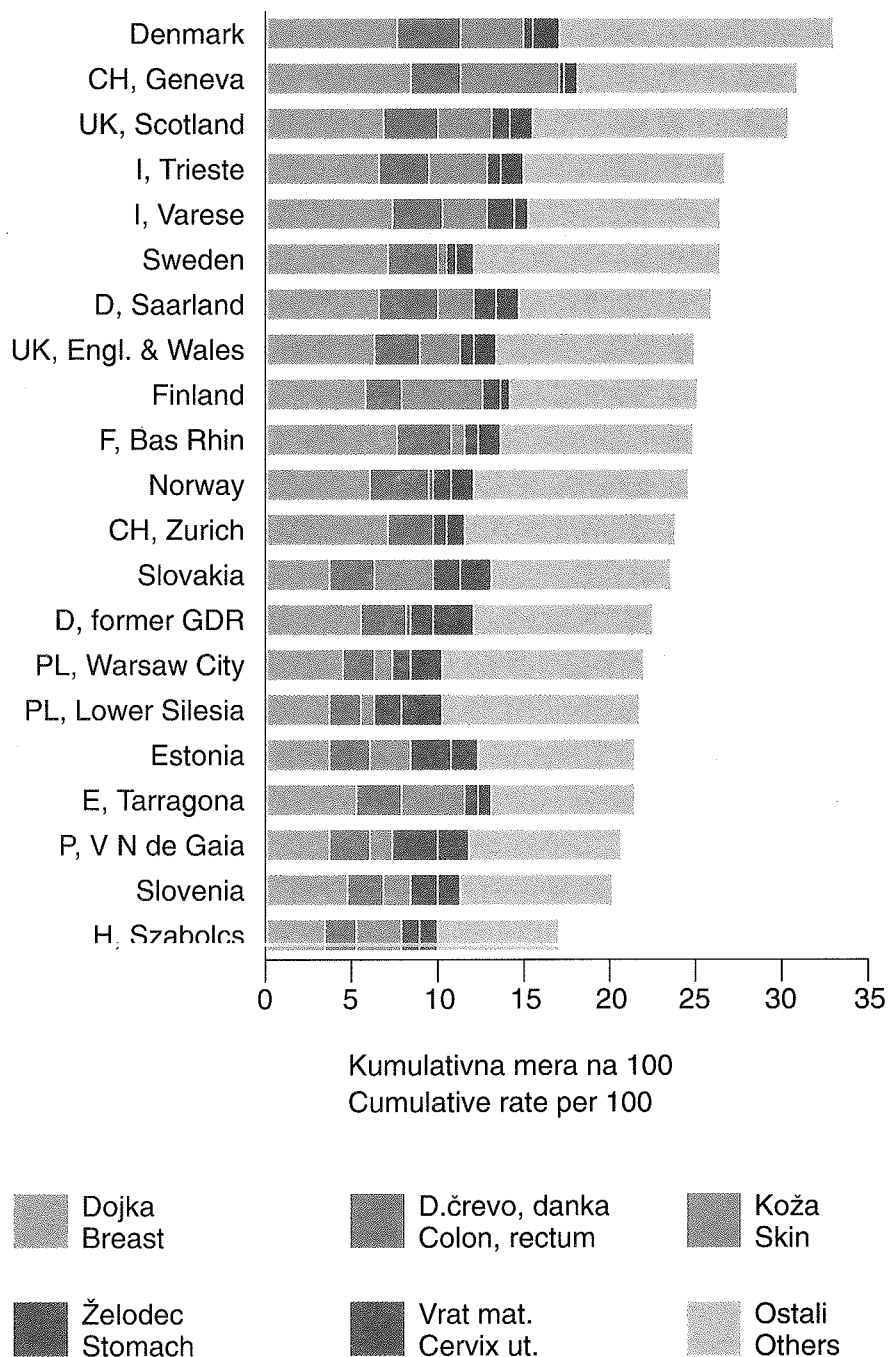
Figure 7. Cumulative incidence rates for all and selected cancers in Europe 1983-1987 - males*



* Vir/Source: *Cancer Incidence in Five Continents*, Vol 6, 1992

Slika 8. Kumulativne incidenčne mere za vse in izbrane rake v Evropi 1983-1987 - ženske*

Figure 8. Cumulative incidence rates for all and selected cancers in Europe 1983-1987 - females*



* Vir/Source: *Cancer Incidence in Five Continents*, Vol 6, 1992

Tabela 1. Prebivalstvo Slovenije po starosti in spolu na dan 30. 6. 1990***Table 1. Population of Slovenia by age and sex on June 30th, 1990***

<i>Starost</i> <i>Age</i>	<i>Skupaj</i> <i>Total</i>	<i>Moški</i> <i>Males</i>	<i>Ženske</i> <i>Females</i>
0 - 4	122 761	63 016	59 745
5 - 9	139 967	71 599	68 368
10 - 14	151 950	78 217	73 733
15 - 19	144 677	73 886	70 791
20 - 24	149 022	74 329	74 693
25 - 29	156 276	77 860	78 416
30 - 34	160 589	81 478	79 111
35 - 39	166 721	85 977	80 744
40 - 44	137 743	70 682	67 061
45 - 49	120 758	61 277	59 481
50 - 54	117 005	58 471	58 534
55 - 59	115 440	54 515	60 925
60 - 64	101 324	43 539	57 785
65 - 69	79 995	29 402	50 593
70 - 74	39 832	14 400	25 432
75 - 79	49 052	17 201	31 851
80 in več 80 and over	44 978	13 300	31 678
Vse starosti Total	1 998 090	969 149	1 028 941

* Vir: *Statistične informacije*, št. 273/1990, Zavod R Slovenije za statistiko, Ljubljana, 26. oktober 1990
 Source: *Statistične informacije*, No. 273/1990, Zavod R Slovenije za statistiko, Ljubljana, October 26, 1990

Tabela 2. Prebivalstvo Slovenije po zdravstvenih regijah in območjih zdravstvenih domov po spolu na dan 30. junija 1990*

Table 2. Population of Slovenia by health regions and subregions by sex on June 30th, 1990*

<i>Zdravstvena regija Zdravstveni dom</i>	<i>Skupaj</i>	<i>Moški</i>	<i>Ženske</i>
<i>Health region Subregion</i>	<i>Total</i>	<i>Males</i>	<i>Females</i>
SR Slovenija	1 998 090	969 149	1 028 941
Celje	242 308	117 594	124 714
ZD Celje	242 308	117 594	124 714
Gorica	103 590	50 597	52 993
ZD Nova Gorica	103 590	50 597	52 993
Koper	137 095	67 283	69 812
ZD Koper	77 681	38 022	39 659
ZD Postojna	59 414	29 261	30 153
Kranj	193 834	93 735	100 099
ZD Jesenice	67 201	32 625	34 576
ZD Kranj	126 633	61 110	65 523
Ljubljana	595 072	285 401	309 671
ZD Domžale	92 431	44 916	47 515
ZD Kočevje	31 800	15 725	16 075
ZD Ljubljana	361 516	171 515	190 001
ZD Trbovlje	47 797	23 179	24 618
ZD Vrhnika	61 528	30 066	31 462
Maribor	327 967	159 143	168 824
ZD Maribor	240 704	116 699	124 005
ZD Ptuj	87 263	42 444	44 819
Murska Sobota	131 272	63 898	67 374
ZD Murska Sobota	131 272	63 898	67 374
Novo mesto	132 676	65 046	67 630
ZD Novo mesto	132 676	65 046	67 630
Ravne	134 276	66 452	67 824
ZD Ravne	74 401	37 008	37 393
ZD Velenje	59 875	29 444	30 431

* Vir: *Statistične informacije*, št. 273/1990, Zavod R Slovenije za statistiko, Ljubljana, 26. oktober 1990
 Source: *Statistične informacije*, No. 273/1990, Zavod R Slovenije za statistiko, Ljubljana, October 26, 1990

Na željo številnih uporabnikov podatkov o incidenci raka v Sloveniji je Register raka pri Onkološkem inštitutu v Ljubljani pripravil publikacijo z naslovom ZEMLJEVIDI INCIDENCE RAKA V SLOVENIJI, 1978-1987. Z zemljevidi v barvah in s tabelami opisuje zbolevnost za najpogostejšimi raki v Sloveniji in njenih občinah. Spremenno besedilo opozarja na znane dejavnike tveganja in možnosti preprečevanja. Knjiga je izšla 15. aprila 1992.

Nekaj izvodov je še na voljo po subvencionirani ceni 1000 SIT. Kupite jo lahko v tajništvu glavne sestre Onkološkega inštituta v Ljubljani, Zaloška 2 (pritličje stavbe C), če pa izpolnite in nam pošljete spodnjo naročilnico, vam knjigo pošljemo s plačilom po povzetju.

*Registru raka Republike Slovenije
Onkološki inštitut
61000 Ljubljana
Zaloška c. 2*

NAROČILNICA

Prosim, da na naslov

.....
.....
.....
.....

pošljete po povzetju

..... izvod(ov) knjige

ZEMLJEVIDI INCIDENCE RAKA V SLOVENIJI, 1978-1987

V, dne

Podpis (in žig)




Tabela 3. Število novih primerov raka ter število in odstotek primerov, registriranih samo iz zdravniških poročil o vzroku smrti, po lokalizaciji in spolu - Slovenija 1990

Table 3. Total number of new cancer cases and number and percentage of cases registered from death certificates only, by site and sex - Slovenia 1990

Šifra MKB*	Lokalizacija	Spol	Število novih primerov	Registrirani samo iz zdravniških poročil o vzroku smrti Število	Odstotek**
ICD* No.	Site	Sex	Number of new cases	Registered from death certificates only Number	Per cent**
140	Vse lokalizacije	Skupaj	6 366	234	4
-	All sites	Total			
209		Moški	3 245	126	4
		Male			
		Ženske	3 121	108	3
		Female			
140	Ustnica	M	16	-	-
	Lip	Ž	2	-	-
141	Jezik	M	35	2	6
	Tongue	Ž	6	-	-
142	Slinavke	M	9	-	-
	Salivary glands	Ž	3	-	-
143	Dlesni	M	4	-	-
	Gum	Ž	1	-	-
144	Ustno dno	M	28	-	-
	Floor of mouth	Ž	3	-	-
145	Usta, drugo	M	13	-	-
	Mouth, other parts	Ž	4	-	-
146	Orofarinks	M	94	-	-
	Oropharynx	Ž	9	-	-
147	Epifarinks	M	11	1	-
	Epipharynx	Ž	2	-	-
148	Hipofarinks	M	45	1	2
	Hypopharynx	Ž	1	-	-
149	Žrelo, neoznačeno	M	-	-	-
	Pharynx, not specified	Ž	-	-	-
150	Požiralnik	M	77	-	-
	Esophagus	Ž	15	-	-
151	Želodec	M	301	19	6
	Stomach	Ž	219	27	12
152	Tanko črevo	M	3	-	-
	Small intestine	Ž	3	-	-
cont. ↓					

Tabela 3. Nadaljevanje - continued

<i>Šifra MKB*</i>	<i>Lokalizacija</i>	<i>Spol</i>	<i>Število novih primerov</i>	<i>Registrirani samo iz zdravniških poročil o vzroku smrti</i>	
<i>ICD* No.</i>	<i>Site</i>	<i>Sex</i>	<i>Number of new cases</i>	<i>Število</i>	<i>Odstotek**</i>
				<i>Registered from death certificates only</i>	<i>Number</i>
					<i>Per cent**</i>
153	Debelo črevo	M	160	13	8
	Colon	Ž	174	10	6
154	Rektum	M	208	7	3
	Rectum, anus	Ž	176	8	5
155	Jetra	M	33	-	-
	Liver	Ž	19	-	-
156	Žolčnik, žolčni vodi	M	22	-	-
	Gall bladder, bile ducts	Ž	78	4	5
157	Trebušna slinavka	M	76	6	8
	Pancreas	Ž	103	6	6
158	Retro-, peritonej	M	2	-	-
	Retro-, peritoneum	Ž	8	-	-
159	Prebavila, drugo	M	3	3	-
	Digestive organs, other	Ž	7	5	-
160	Nos, obnosne votline, drugo	M	13	-	-
	Nose, sinuses, etc.	Ž	4	-	-
161	Grlo	M	103	2	2
	Larynx	Ž	4	-	-
162	Sapnik, sapnica, pljuča	M	741	20	3
	Trachea, bronchus, lung	Ž	143	5	3
163	Plevra, mediastin., drugo	M	10	3	-
	Pleura, mediastinum, etc.	Ž	4	-	-
170	Kosti	M	9	2	-
	Bone	Ž	8	-	-
171	Mehka tkiva	M	8	-	-
	Soft tissues	Ž	15	2	13
172	Koža, maligni melanom	M	48	-	-
	Skin, malignant melanoma	Ž	71	1	1
173	Koža, drugi malignomi	M	282	1	-
	Skin, other malignancies	Ž	303	1	-
174	Dojka	M	8	-	-
	Breast	Ž	698	11	2
180	Maternica, vrat	Ž	165	-	-
	Uterus, cervix				
181	Horioepiteliom	Ž	2	-	-
	Chorioepithelioma				

cont. ↓

Tabela 3. Nadaljevanje - continued

<i>Šifra MKB*</i>	<i>Lokalizacija</i>	<i>Spol</i>	<i>Število novih primerov</i>	<i>Registrirani samo iz zdravniških poročil o vzroku smrti</i>	
<i>ICD* No.</i>	<i>Site</i>	<i>Sex</i>	<i>Number of new cases</i>	<i>Registered from death certificates only Number</i>	<i>Odstotek** Per cent**</i>
182	Maternica, telo, drugo Uterus, corpus, etc.	Ž	188	5	3
183	Jajčnik, jajcevod, drugo Ovary, Fallopian tube, etc.	Ž	159	3	2
184	Nožnica, vulva, drugo Vagina, vulva, etc.	Ž	40	-	-
185	Prostata Prostate	M	232	21	9
186	Modo Testis	M	52	-	-
187	Penis, obmodek, drugo Penis, epididymis, etc.	M	8	-	-
188	Mehur Bladder	M Ž	100 46	4 2	4 4
189	Ledvica, sečevod, drugo Kidney, ureter, etc.	M Ž	80 60	2 -	3 -
190	Oko Eye	M Ž	3 7	- -	- -
191	Možgani Brain	M Ž	50 35	1 2	2 6
192	Živčevje, drugo Nervous system, other	M Ž	7 4	1 -	- -
193	Ščitnica Thyroid	M Ž	11 33	- -	- -
194	Endokrine žleze, druge Endocrine glands, other	M Ž	3 3	1 -	- -
195	Slabo opredeljena lokaliz. Ill-defined site	M Ž	4 32	1 4	- 13
196	Metastaze v bezgavkah Lymph node metastases	M Ž	17 11	- -	- -
197	Met. v dihalih, prebavilih Respiratory, digestive tract met.	M Ž	44 46	4 4	9 9
198	Metastaze, drugje Metastases, other	M Ž	35 16	- -	- -
199	Malignomi, neopredeljeni Malignancies, unspecified	M Ž	36 35	8 6	22 17

cont. ↓

Tabela 3. Nadaljevanje - continued

<i>Šifra MKB*</i>	<i>Lokalizacija</i>	<i>Spol</i>	<i>Število novih primerov</i>	<i>Registrirani samo iz zdravniških poročil o vzroku smrti</i>	
<i>ICD* No.</i>	<i>Site</i>	<i>Sex</i>	<i>Number of new cases</i>	<i>Število</i>	<i>Odstotek**</i>
				<i>Registered from death certificates only</i>	<i>Number</i>
					<i>Per cent**</i>
200	Ne-Hodgkinovi limfomi	M	42	-	-
202	Non-Hodgkin's lymphomas	Ž	34	1	3
201	Hodgkinov limfom	M	33	-	-
	Hodgkin's disease	Ž	18	-	-
203	Plazmacitom	M	25	1	4
	Plasmacytoma	Ž	23	-	-
204.0	Levkemija, limfat., akutna	M	14	-	-
	Leukaemia, lymphatic acute	Ž	18	-	-
204.1	Levkemija, limfat., kronična	M	41	2	5
	Leukaemia, lymphatic chronic	Ž	23	-	-
205	Levkemija, mieloična	M	29	-	-
	Leukaemia, myeloid	Ž	28	1	4
206	Levkemija, monocitna	M	2	-	-
	Leukaemia, monocytic	Ž	-	-	-
207	Levkemije, druge	M	5	-	-
	Leukaemias, other	Ž	3	-	-
208	Policitemija, prava	M	7	-	-
	Polycythemia vera	Ž	6	-	-
209	Mielofibroza	M	3	-	-
	Myelofibrosis	Ž	3	-	-
Zgoraj neupoštevani					
Not included above					
-	Dojka, in situ	Ž	16	-	-
	Breast, in situ				
2340	Maternica, vrat, in situ	Ž	178	-	-
	Uterus, cervix, in situ				
2250	Možgani, benigni tumor	M	15	-	-
	Brain, benign tumor	Ž	22	-	-
2381	Možgani, neopredeljeno	M	2	-	-
	Brain, unspecified	Ž	5	1	

* Mednarodna klasifikacija bolezni, osma revizija, 1965
International Classification of Diseases, Eighth Revision, 1965

** Odstotki niso računani pri številih pod 15
Percentages are not calculated for less than 15 cases

Tabela 4. Število novih primerov raka po lokalizaciji, spolu in starosti - Slovenija 1990

Table 4. Number of new cancer cases by site, sex, and age - Slovenia 1990

Šifra MKB	Lokalizacija Site	Spol Sex	Vse starosti All ages	S t a r o s t A g e																	
				0-	5-	10-	15-	20-	25-	30-	35-	40-	45-	50-	55-	60-	65-	70-	75-	80+	?
140 209	Vse lokalizacije All sites	Skupaj Total	6 356	25	17	15	21	38	49	100	188	244	350	507	791	953	945	567	815	741	-
		Moški Male	3 245	14	10	10	13	26	21	35	79	99	183	273	466	563	471	274	393	315	-
		Ženske Female	3 121	11	7	5	8	12	28	65	109	145	167	234	325	390	474	293	422	426	-
140	Ustnica Lip	M	16	-	-	-	-	-	-	-	1	-	-	3	4	2	-	-	4	2	-
		Ž	2	-	-	-	-	-	-	-	-	-	-	-	-	-	-	-	2	-	-
141	Jezik Tongue	M	35	-	-	-	-	-	-	-	1	-	3	7	9	10	2	2	1	-	-
		Ž	6	-	-	-	-	-	-	-	-	1	-	1	1	-	-	-	2	1	-
142	Slinavke Salivary glands	M	9	-	-	-	-	-	-	-	2	1	1	1	-	2	2	-	-	-	-
		Ž	3	-	-	-	-	-	-	-	-	-	-	1	1	-	1	-	-	-	-
143	Dlesni Gum	M	4	-	-	-	-	-	-	-	-	-	-	1	-	1	2	-	-	-	-
		Ž	1	-	-	-	-	-	-	-	-	-	-	-	-	1	-	-	-	-	-
144	Ustno dno Floor of mouth	M	28	-	-	-	-	-	-	1	3	1	3	8	4	6	-	2	-	-	-
		Ž	3	-	-	-	-	-	-	-	-	-	-	1	1	-	-	1	-	-	-
145	Usta, drugo Mouth, other parts	M	13	-	-	-	-	-	-	-	1	1	3	3	2	2	1	-	-	-	-
		Ž	4	-	-	-	1	-	-	-	-	1	-	-	1	1	-	-	-	-	-
146	Orofarinks Oropharynx	M	94	-	-	-	-	-	1	4	7	8	16	21	18	10	4	3	2	-	-
		Ž	9	-	-	-	-	-	-	-	-	-	1	-	-	2	4	-	1	1	-
147	Epifarinks Epipharynx	M	11	-	-	-	-	-	-	1	1	1	4	1	1	1	1	-	-	-	-
		Ž	2	-	-	-	-	-	-	-	-	1	-	-	1	-	-	-	-	-	-
148	Hipofarinks Hypopharynx	M	45	-	-	-	-	-	-	4	4	3	12	8	5	3	3	3	-	-	-
		Ž	1	-	-	-	-	-	-	-	-	-	-	-	-	1	-	-	-	-	-
149	Žrelo, neoznačeno Pharynx, not specified	M	-	-	-	-	-	-	-	-	-	-	-	-	-	-	-	-	-	-	-
		Ž	-	-	-	-	-	-	-	-	-	-	-	-	-	-	-	-	-	-	-
150	Požiralnik Esophagus	M	77	-	-	-	-	-	-	-	-	4	10	7	18	12	7	2	11	6	-
		Ž	15	-	-	-	-	-	-	-	-	-	-	2	3	2	1	2	2	3	-
151	Želodec Stomach	M	301	-	-	-	1	2	3	3	10	10	19	41	51	62	29	30	40	-	-
		Ž	219	-	-	-	-	1	2	6	7	11	10	13	20	37	19	37	56	-	-
152	Tanko črevo Small intestine	M	3	-	-	-	-	-	-	1	1	-	-	-	1	-	-	-	-	-	-
		Ž	3	-	-	-	-	-	-	-	-	-	-	1	-	-	1	1	-	-	-
153	Debelo črevo Colon	M	160	-	-	1	-	-	4	1	7	9	7	16	29	11	17	34	24	-	-
		Ž	174	-	-	-	-	2	1	3	3	5	11	11	21	29	22	28	38	-	-
154	Rektum Rectum, anus	M	208	-	-	-	-	-	1	4	7	8	13	34	40	29	20	33	19	-	-
		Ž	176	-	-	-	-	-	-	5	1	5	7	22	23	27	24	28	34	-	-

cont. ↓

Tabela 4. Nadaljevanje - continued

Šifra MKB	Lokalizacija Site	Spol Sex	Vse starosti All ages	Starost Age																	
				0-	5-	10-	15-	20-	25-	30-	35-	40-	45-	50-	55-	60-	65-	70-	75-	80+	?
155	Jetra	M	33	-	-	-	-	-	-	1	-	-	5	1	5	4	3	2	8	4	-
	Liver	Ž	19	1	-	-	-	-	-	1	-	-	-	2	1	4	1	-	5	4	-
156	Žolčnik, žolčni vodi	M	22	-	-	-	-	-	-	-	1	-	2	2	4	-	5	3	1	4	-
	Gall bladder, bile ducts	Ž	78	-	-	-	-	-	-	-	1	-	1	2	7	9	15	9	27	7	-
157	Trebušna slinavka	M	76	-	-	-	-	-	-	-	1	-	3	7	11	8	15	13	14	4	-
	Pancreas	Ž	103	-	-	-	-	-	-	-	2	2	-	3	12	17	14	14	13	26	-
158	Retro-, peritonej	M	2	-	-	-	-	1	-	-	-	-	1	-	-	-	-	-	-	-	-
	Retro-, peritoneum	Ž	8	-	-	-	-	-	-	-	-	-	-	3	-	3	1	-	1	-	-
159	Prebavila, drugo	M	3	-	-	-	-	-	-	-	-	-	-	-	-	-	-	1	-	2	-
	Digestive organs, other	Ž	7	-	-	-	-	-	-	-	-	-	-	-	-	1	-	1	-	5	-
160	Nos, obnosne votl., drugo	M	13	-	-	-	-	-	-	-	-	2	2	2	2	1	1	-	2	1	-
	Nose, sinuses, etc.	Ž	4	-	-	-	-	-	-	-	-	-	-	-	1	-	-	2	-	1	-
161	Grlo	M	103	-	-	-	-	-	-	-	6	2	9	14	22	16	18	6	8	2	-
	Larynx	Ž	4	-	-	-	-	-	-	-	-	-	1	-	1	-	1	-	1	-	-
162	Sapnik, sapnica, pljuča	M	741	-	-	-	-	-	-	1	9	13	38	62	144	177	127	65	66	39	-
	Trachea, bronchus, lung	Ž	143	-	-	-	-	-	1	-	-	7	5	16	12	25	34	14	18	11	-
163	Plevra, mediastin., drugo	M	10	-	-	-	-	-	-	-	-	-	1	2	1	-	-	1	1	4	-
	Pleura, mediastinum, etc.	Ž	4	-	-	-	-	-	-	-	-	-	-	-	-	2	1	-	-	1	-
170	Kosti	M	9	-	1	1	1	2	-	1	1	-	-	-	-	-	-	-	1	1	-
	Bone	Ž	8	-	-	2	-	-	-	-	-	-	-	-	1	-	1	1	2	-	1
171	Mehka tkiva	M	8	-	-	-	-	-	-	-	1	2	1	-	1	2	-	1	-	-	-
	Soft tissues	Ž	15	-	-	-	-	-	-	1	3	-	1	-	-	1	2	1	2	4	-
172	Koža, malignni melanom	M	48	-	-	-	-	2	1	2	3	2	9	7	3	6	3	5	3	2	-
	Skin, malignant melanoma	Ž	71	-	-	-	2	-	3	6	5	3	7	5	10	7	6	4	7	6	-
173	Koža, drugi malignomi	M	282	-	-	-	-	1	-	-	7	5	15	19	27	52	45	27	45	39	-
	Skin, other malignancies	Ž	303	-	-	-	-	1	1	4	7	10	8	13	25	30	53	29	65	57	-
174	Dojka	M	8	-	-	-	-	-	-	-	-	-	2	-	2	1	1	1	1	-	-
	Breast	Ž	698	-	-	-	-	-	1	21	34	62	77	73	87	80	96	48	63	56	-
180	Maternica, vrat	Ž	165	-	-	-	-	4	10	23	21	14	9	25	15	17	9	13	5	-	
181	Horioepiteliom	Ž	2	-	-	-	-	-	-	1	-	-	-	1	-	-	-	-	-	-	-
182	Maternica, telo, drugo	Ž	188	-	-	-	-	1	1	1	1	3	9	29	25	31	37	18	17	15	-
183	Jajčnik, jajcevod, drugo	Ž	159	-	-	1	-	1	4	5	5	6	12	19	17	22	24	17	18	8	-
184	Nožnica, vulva, drugo	Ž	40	1	-	-	-	-	-	-	1	1	-	2	5	6	8	3	5	8	-

cont. ↓

Tabela 4. Nadaljevanje - continued

Šifra MKB	Lokalizacija	Spol	Vse starosti	S t a r o s t																		
				0-	5-	10-	15-	20-	25-	30-	35-	40-	45-	50-	55-	60-	65-	70-	75-	80+	?	
ICD No.	Site	Sex	All ages	A g e																		
185	Prostata Prostate	M	232	-	-	-	-	-	-	-	-	-	1	3	4	10	20	43	25	62	64	-
186	Modo Testis	M	52	1	-	-	1	10	9	7	7	6	3	2	3	2	-	-	1	-	-	
187	Penis, obmodek, drugo Penis, epididymis, etc.	M	8	-	-	-	-	-	-	-	1	-	1	-	2	-	-	2	-	2	-	
188	Mehur Bladder	M	100	-	-	-	1	-	-	-	-	-	5	11	9	14	15	18	14	13	-	
		Ž	46	-	-	-	-	-	-	-	-	1	-	1	3	10	5	3	15	8	-	
189	Ledvica, sečevod, drugo Kidney, ureter, etc.	M	80	2	-	-	1	-	1	-	1	3	6	12	6	19	9	4	10	6	-	
		Ž	60	-	-	-	-	-	-	1	-	3	1	3	8	16	6	8	8	6	-	
190	Oko Eye	M	3	-	-	-	-	-	-	-	-	-	-	1	1	-	1	-	-	-	-	
		Ž	7	-	-	-	-	-	-	-	1	-	-	1	1	2	-	1	1	-	-	
191	Možgani Brain	M	50	3	2	3	1	1	2	7	5	3	1	3	8	6	3	-	2	-	-	
		Ž	35	-	5	1	-	1	-	4	-	2	1	3	4	7	5	-	1	1	-	
192	Živčevje, drugo Nervous system, other	M	7	2	1	1	-	-	-	-	1	-	-	-	1	-	-	-	1	-	-	
		Ž	4	-	-	-	-	-	-	1	1	1	-	-	-	1	-	-	-	-	-	
193	Ščitnica Thyroid	M	11	-	-	-	-	2	-	-	1	1	-	-	1	1	3	-	2	-	-	
		Ž	33	-	-	-	2	-	2	1	4	1	-	1	5	3	2	2	2	8	-	
194	Endokrine žleze, druge Endocrine glands, other	M	3	-	-	-	-	-	-	-	-	1	1	1	-	-	-	-	-	-	-	
		Ž	3	-	-	-	-	-	-	-	1	1	-	-	1	-	-	-	-	-	-	
195	Slabo opred. lokaliz. Ill-defined site	M	4	-	-	-	-	-	-	-	-	1	-	1	-	-	-	-	1	1	-	
		Ž	32	1	-	-	-	-	-	-	-	-	-	1	1	5	4	10	3	7	-	
196	Metastaze v bezgavkah Lymph node metastases	M	17	-	-	-	-	-	-	-	1	-	2	2	3	3	3	1	-	2	-	
		Ž	11	-	-	-	-	-	-	-	-	-	-	-	3	1	1	1	2	3	-	
197	Met. v dihalih, prebavilih Respiratory, digestive tract met.	M	44	-	-	-	-	-	-	-	-	1	5	4	6	7	7	3	4	7	-	
		Ž	46	-	-	-	-	-	-	-	1	-	-	-	4	4	9	4	6	18	-	
198	Metastaze, drugje Metastases, other	M	35	-	-	-	-	-	-	-	-	2	2	4	7	9	3	2	1	5	-	
		Ž	16	-	-	-	-	-	-	-	-	-	-	1	3	2	4	2	3	1	-	
199	Malignomi, neopredeljeni Malignancies, unspecified	M	36	-	-	-	-	-	-	1	-	-	2	5	3	8	3	2	6	6	-	
		Ž	35	-	-	-	-	1	-	1	-	1	2	-	3	2	6	2	9	8	-	
200	Ne-Hodgkinovi limfomi	M	42	-	2	1	3	2	2	-	4	1	4	3	5	4	7	-	2	2	-	
202	Non-Hodgkin's lymphomas	Ž	34	-	-	-	-	-	1	1	-	1	-	4	2	6	6	3	5	5	-	
201	Hodgkinov limfom Hodgkin's disease	M	33	-	3	1	3	3	2	2	4	4	2	1	3	2	2	1	-	-	-	
		Ž	18	-	-	-	-	3	6	-	3	1	-	-	1	-	-	2	1	1	-	
203	Plazmacitom Plasmacytoma	M	25	-	-	-	-	-	-	-	-	-	1	1	4	5	5	4	2	3	-	
		Ž	23	-	-	-	-	-	-	-	1	1	-	3	2	1	6	2	6	1	-	

cont. ↓

Tabela 4. Nadaljevanje - continued

Šifra MKB	Lokalizacija	Spol	Vse starosti	S t a r o s t																		
				0-	5-	10-	15-	20-	25-	30-	35-	40-	45-	50-	55-	60-	65-	70-	75-	80+	?	
ICD No.	Site	Sex	All ages	A g e																		
204.0	Levkemija, limfat. akutna	M	14	5	1	2	1	-	1	2	-	-	-	-	-	1	-	1	-	-	-	
	Leukaemia, lymphatic, acute	Ž	18	8	2	-	4	1	1	-	-	-	-	1	-	-	-	-	-	-	1	-
204.1	Levkemija, limfat. kron.	M	41	-	-	-	-	-	-	-	-	-	1	2	3	7	8	3	11	6	-	
	Leukaemia, lymphatic, chronic	Ž	23	-	-	-	-	-	-	-	-	-	1	-	2	4	4	6	1	5	-	
205	Levkemija, mieloična	M	29	1	-	-	1	1	1	1	2	2	-	3	4	7	2	1	1	2	-	
	Leukaemia, myeloic	Ž	28	-	-	1	-	2	-	3	-	3	3	2	1	2	1	5	2	3	-	
206	Levkemija, monocitna	M	2	-	-	-	-	-	-	-	-	-	-	-	-	1	-	1	-	-	-	
	Leukaemia, monocytic	Ž	-	-	-	-	-	-	-	-	-	-	-	-	-	-	-	-	-	-	-	
207	Levkemije, druge	M	5	-	-	-	-	-	-	-	-	-	-	-	-	2	1	-	1	1	-	
	Leukaemias, other	Ž	3	-	-	-	-	-	-	-	-	-	1	-	-	-	-	-	1	1	-	
208	Policitemija, prava	M	7	-	-	-	-	-	-	-	-	1	1	1	-	-	1	2	1	-	-	
	Polycythemia vera	Ž	6	-	-	-	-	-	-	-	1	-	-	2	-	-	-	-	1	-	2	
209	Mielofibroza	M	3	-	-	-	-	-	-	-	-	1	-	-	1	1	-	-	-	-	-	
	Myelofibrosis	Ž	3	-	-	-	-	-	-	-	-	1	-	-	-	-	1	1	-	-	-	
Zgoraj neupoštevani				Not included above																		
-	Dojka, in situ	Ž	16	-	-	-	-	-	1	3	1	-	4	2	1	2	-	2	-	-	-	
	Breast, in situ																					
2340	Maternica, vrat, in situ	Ž	178	-	-	-	1	13	37	51	43	17	7	4	2	1	1	1	-	-	-	
	Uterus, cervix, in situ																					
2250	Možgani, benigni tumor	M	15	-	-	1	2	-	-	-	2	1	1	-	2	1	1	-	3	1	-	
	Brain, benign tumor	Ž	22	-	-	-	-	-	-	1	-	3	-	2	5	5	3	1	2	-	-	
2381	Možgani, neopredeljeno	M	2	-	-	-	-	-	-	-	-	1	-	1	-	-	-	-	-	-	-	
	Brain, unspecified	Ž	5	1	1	-	-	-	-	-	-	-	-	-	1	-	1	1	-	-	-	

Tabela 5. Incidenca raka na 100 000 prebivalcev po lokalizaciji, spolu in starosti - Slovenija 1990

Table 5. Cancer incidence per 100 000 population by site, sex, and age - Slovenia 1990

Šifra MKB	Lokalizacija ICD Site No.	Spol Sex	Vse starosti All ages	S t a r o s t A g e																	
				0-4	5-9	10-14	15-19	20-24	25-29	30-34	35-39	40-44	45-49	50-54	55-59	60-64	65-69	70-74	75-79	80+	?
140 209	Vse lokalizacije All sites	Skupaj Total	323.4	31.0	14.3	11.2	18.0	26.2	32.6	63.5	112.8	177.1	291.5	435.9	689.5	952.4	1196.3	1448.6	1686.0	1674.2	-
		Moški Male	340.5	30.2	15.4	15.3	18.9	35.0	28.3	45.4	91.9	140.1	300.3	470.3	860.3	1311.5	1629.1	1930.6	2348.7	2413.5	-
		Ženske Female	307.3	31.8	13.2	6.8	17.0	17.4	37.0	82.2	135.0	216.2	282.4	401.5	536.7	681.8	944.8	1175.7	1328.1	1363.7	-
140	Ustnica	M	1.7	-	-	-	-	-	-	-	1.2	-	-	5.1	7.3	4.6	-	-	23.3	15.0	-
	Lip	Ž	0.2	-	-	-	-	-	-	-	-	-	-	-	-	-	-	-	6.3	-	-
141	Jezik	M	3.6	-	-	-	-	-	-	-	1.2	-	4.9	12.0	16.5	23.0	6.8	13.9	5.8	-	-
	Tongue	Ž	0.6	-	-	-	-	-	-	-	-	1.5	-	1.7	1.6	-	-	-	6.3	3.2	-
142	Slinavke	M	0.9	-	-	-	-	-	-	-	2.3	1.4	1.6	1.7	-	4.6	6.8	-	-	-	-
	Salivary glands	Ž	0.3	-	-	-	-	-	-	-	-	-	-	1.7	1.6	-	2.0	-	-	-	-
143	Dlesni	M	0.4	-	-	-	-	-	-	-	-	-	-	1.7	-	2.3	6.8	-	-	-	-
	Gum	Ž	0.1	-	-	-	-	-	-	-	-	-	-	-	-	-	2.0	-	-	-	-
144	Ustno dno	M	2.9	-	-	-	-	-	-	-	1.2	4.2	1.6	5.1	14.7	9.2	20.4	-	11.6	-	-
	Floor of mouth	Ž	0.3	-	-	-	-	-	-	-	-	-	-	1.6	1.7	-	-	-	3.1	-	-
145	Usta, drugo	M	1.3	-	-	-	-	-	-	-	-	1.4	1.6	5.1	5.5	4.6	6.8	6.9	-	-	-
	Mouth, other parts	Ž	0.4	-	-	-	-	1.3	-	-	-	-	1.7	-	-	1.7	2.0	-	-	-	-
146	Orofarinks	M	9.7	-	-	-	-	-	-	1.2	4.7	9.9	13.1	27.4	38.5	41.3	34.0	27.8	17.4	15.0	-
	Oropharynx	Ž	0.9	-	-	-	-	-	-	-	-	-	-	1.7	-	3.5	7.9	-	3.1	3.2	-
147	Epifarinks	M	1.1	-	-	-	-	-	-	-	1.2	1.4	1.6	6.8	1.8	2.3	3.4	6.9	-	-	-
	Epipharynx	Ž	0.2	-	-	-	-	-	-	-	-	1.5	-	-	1.6	-	-	-	-	-	-

cont. ↓

Tabela 5. Nadaljevanje - continued

Šifra MKB ICD No.	Lokalizacija Site	Spol Sex	Vse starosti All ages	Starosti Age																?		
				0-4	5-9	10-14	15-19	20-24	25-29	30-34	35-39	40-44	45-49	50-54	55-59	60-64	65-69	70-74	75-79		80+	
148	Hipofarinks Hypopharynx	M	4.6	-	-	-	-	-	-	-	4.7	5.7	4.9	20.5	14.7	11.5	10.2	20.8	17.4	-	-	
		Ž	0.1	-	-	-	-	-	-	-	-	-	-	-	-	-	2.0	-	-	-	-	-
149	Žrelo, neoznačeno Pharynx, not specified	M	-	-	-	-	-	-	-	-	-	-	-	-	-	-	-	-	-	-	-	-
		Ž	-	-	-	-	-	-	-	-	-	-	-	-	-	-	-	-	-	-	-	-
150	Požiralnik Esophagus	M	7.9	-	-	-	-	-	-	-	-	5.7	16.3	12.0	33.0	27.6	23.8	13.9	63.9	45.1	-	-
		Ž	1.5	-	-	-	-	-	-	-	-	-	-	3.4	4.9	3.5	2.0	7.9	6.3	9.5	-	-
151	Želodec Stomach	M	31.1	-	-	-	-	1.3	2.6	3.7	3.5	14.1	16.3	32.5	75.2	117.1	210.9	201.4	174.4	300.8	-	-
		Ž	21.3	-	-	-	-	-	1.3	2.5	7.4	10.4	18.5	17.1	21.3	34.6	73.1	74.7	116.2	176.8	-	-
152	Tanko črevo Small intestine	M	0.3	-	-	-	-	-	-	1.2	1.2	-	-	-	1.8	-	-	-	-	-	-	-
		Ž	0.3	-	-	-	-	-	-	-	-	-	-	1.7	-	-	2.0	3.9	-	-	-	-
153	Debelo črevo Colon	M	16.5	-	-	1.3	-	-	-	4.9	1.2	9.9	14.7	12.0	29.3	66.6	37.4	118.1	197.7	180.5	-	-
		Ž	16.9	-	-	-	-	-	2.6	1.3	3.7	4.5	8.4	18.8	18.1	36.3	57.3	86.5	87.9	120.0	-	-
154	Rektum Rectum, anus	M	21.5	-	-	-	-	-	-	1.2	4.7	9.9	13.1	22.2	62.4	91.9	98.6	138.9	191.8	142.9	-	-
		Ž	17.1	-	-	-	-	-	-	-	6.2	1.5	8.4	12.0	36.1	39.8	53.4	94.4	87.9	107.3	-	-
155	Jetra Liver	M	3.4	-	-	-	-	-	-	1.2	-	-	8.2	1.7	9.2	9.2	10.2	13.9	46.5	30.1	-	-
		Ž	1.8	1.7	-	-	-	-	-	1.3	-	-	-	3.4	1.6	6.9	2.0	-	15.7	12.6	-	-
156	Žolčnik, žolčni vodi Gall bladder, bile ducts	M	2.3	-	-	-	-	-	-	-	1.2	-	3.3	3.4	7.3	-	17.0	20.8	5.8	30.1	-	-
		Ž	7.6	-	-	-	-	-	-	-	1.2	-	1.7	3.4	11.5	15.6	29.6	35.4	84.8	22.1	-	-
157	Trebušna slinavka Pancreas	M	7.8	-	-	-	-	-	-	-	1.2	-	4.9	12.0	20.2	18.4	51.0	90.3	81.4	30.1	-	-
		Ž	10.0	-	-	-	-	-	-	-	2.5	3.0	-	5.1	19.7	29.4	27.7	55.0	40.8	82.1	-	-
158	Retro-, peritonej Retro-, peritoneum	M	0.2	-	-	-	-	1.3	-	-	-	-	1.6	-	-	-	-	-	-	-	-	-
		Ž	0.8	-	-	-	-	-	-	-	-	-	-	-	5.1	-	5.2	2.0	-	3.1	-	-
159	Prebavila, drugo Digestive organs, other	M	0.3	-	-	-	-	-	-	-	-	-	-	-	-	-	-	6.9	-	15.0	-	-
		Ž	0.7	-	-	-	-	-	-	-	-	-	-	-	-	-	1.7	-	3.9	-	15.8	-

cont. ↓

Tabela 5. Nadaljevanje - continued

Šifra MKB	Lokalizacija	Spol	Vse starosti	Starost																		
				0-4	5-9	10-14	15-19	20-24	25-29	30-34	35-39	40-44	45-49	50-54	55-59	60-64	65-69	70-74	75-79	80+	?	
ICD No.	Site	Sex	All ages	Age																		
160	Nos, obnosne votl., drugo Nose, sinuses, etc.	M	1.3	-	-	-	-	-	-	-	-	2.8	3.3	3.4	3.7	2.3	3.4	-	11.6	7.5	-	
		Ž	0.4	-	-	-	-	-	-	-	-	-	-	-	1.6	-	-	7.9	-	3.2	-	
161	Grlo Larynx	M	10.6	-	-	-	-	-	-	-	7.0	2.8	14.7	23.9	40.4	36.7	61.2	41.7	46.5	15.0	-	
		Ž	0.4	-	-	-	-	-	-	-	-	-	1.7	-	1.6	-	2.0	-	3.1	-	-	
162	Sapnik, sapnica, pljuča Trachea, bronchus, lung	M	76.5	-	-	-	-	-	-	1.2	10.5	18.4	62.0	106.0	264.1	406.5	431.9	451.4	383.7	293.2	-	
		Ž	13.9	-	-	-	-	-	1.3	-	-	10.4	8.4	27.3	19.7	43.3	67.2	55.0	56.5	34.7	-	
163	Plevra, mediastin., drugo Pleura, mediastinum, etc.	M	1.0	-	-	-	-	-	-	-	-	-	1.6	3.4	1.8	-	-	6.9	5.8	30.1	-	
		Ž	0.4	-	-	-	-	-	-	-	-	-	-	-	-	3.5	2.0	-	-	3.2	-	
170	Kosti Bone	M	0.9	-	1.4	1.3	1.4	2.7	-	1.2	1.2	-	-	-	-	-	-	5.8	7.5	-	-	
		Ž	0.8	-	-	2.7	-	-	-	-	-	-	-	-	1.7	-	1.7	2.0	7.9	-	3.2	-
171	Mehka tkiva Soft tissues	M	0.8	-	-	-	-	-	-	-	1.2	2.8	1.6	-	1.8	4.6	-	6.9	-	-	-	
		Ž	1.5	-	-	-	-	-	-	1.3	3.7	-	1.7	-	-	1.7	4.0	3.9	6.3	12.6	-	
172	Koža, maligni melanom Skin, malignant melanoma	M	5.0	-	-	-	-	2.7	1.3	2.5	3.5	2.8	14.7	12.0	5.5	13.8	10.2	34.7	17.4	15.0	-	
		Ž	6.9	-	-	-	2.8	-	3.8	7.6	6.2	4.5	11.8	8.5	16.4	12.1	11.9	15.7	22.0	18.9	-	
173	Koža, drugi malignomi Skin, other malignancies	M	29.1	-	-	-	-	1.3	-	-	8.1	7.1	24.5	32.5	49.5	119.4	153.1	187.5	261.6	293.2	-	
		Ž	29.4	-	-	-	-	1.3	1.3	5.1	8.7	14.9	13.4	22.2	41.0	51.9	104.8	114.0	204.1	179.9	-	
174	Dojka Breast	M	0.8	-	-	-	-	-	-	-	-	-	3.3	-	3.7	2.3	3.4	6.9	5.8	-	-	
		Ž	67.8	-	-	-	-	-	1.3	26.5	42.1	92.5	129.5	124.7	142.8	138.4	189.7	188.7	197.8	176.8	-	
180	Maternica, vrat Uterus, cervix	Ž	16.0	-	-	-	-	-	5.1	12.6	28.5	31.3	23.5	15.4	41.0	26.0	33.6	35.4	40.8	15.8	-	
181	Horioepiteliom Chorioepithelioma	Ž	0.2	-	-	-	-	-	-	1.3	-	-	-	1.7	-	-	-	-	-	-	-	
182	Maternica, telo, drugo Uterus, corpus, etc.	Ž	18.3	-	-	-	-	-	1.3	1.3	1.3	1.2	4.5	15.1	49.5	41.0	53.6	73.1	70.8	53.4	47.4	-

cont. ↓

Tabela 5. Nadaljevanje - continued

Šifra MKB	Lokalizacija Site	Spol Sex	Vse starosti All ages	Starost Age																	?
				0-4	5-9	10-14	15-19	20-24	25-29	30-34	35-39	40-44	45-49	50-54	55-59	60-64	65-69	70-74	75-79	80+	
183	Jajčnik, jajcevod, drugo Ovary, Fallopian tube, etc.	Ž	15.5	-	-	1.4	-	1.3	5.1	6.3	6.2	8.9	20.2	32.5	27.9	38.1	47.4	66.8	56.5	25.3	-
184	Nožnica, vulva, drugo Vagina, vulva, etc.	Ž	3.9	1.7	-	-	-	-	-	-	1.2	1.5	-	3.4	8.2	10.4	15.8	11.8	15.7	25.3	-
185	Prostata Prostate	M	23.9	-	-	-	-	-	-	-	-	1.4	4.9	6.8	18.3	45.9	146.2	173.6	360.4	481.2	-
186	Modo Testis	M	5.4	1.6	-	-	1.4	13.5	11.6	8.6	8.1	8.5	4.9	3.4	5.5	4.6	-	-	5.8	-	-
187	Penis, obmodek, drugo Penis, epididymis, etc.	M	0.8	-	-	-	-	-	-	-	1.2	-	1.6	-	3.7	-	-	13.9	-	15.0	-
188	Mehur Bladder	M	10.3	-	-	-	1.4	-	-	-	-	-	8.2	18.8	16.5	32.2	51.0	125.0	81.4	97.7	-
		Ž	4.5	-	-	-	-	-	-	-	-	1.5	-	1.7	4.9	17.3	9.9	11.8	47.1	25.3	-
189	Ledvica, sečevod, drugo Kidney, ureter, etc.	M	8.3	3.2	-	-	1.4	-	1.3	-	1.2	4.2	9.8	20.5	11.0	43.6	30.6	27.8	58.1	45.1	-
		Ž	5.8	-	-	-	-	-	-	1.3	-	4.5	1.7	5.1	13.1	27.7	11.9	31.5	25.1	18.9	-
190	Okno Eye	M	0.3	-	-	-	-	-	-	-	-	-	-	1.7	1.8	-	3.4	-	-	-	-
		Ž	0.7	-	-	-	-	-	-	-	-	1.2	-	-	1.7	1.6	3.5	-	3.9	3.1	-
191	Možgani Brain	M	5.2	4.8	2.8	3.8	1.4	1.3	2.6	8.6	5.8	4.2	1.6	5.1	14.7	13.8	10.2	-	11.6	-	-
		Ž	3.4	-	7.3	1.4	-	1.3	-	5.1	-	3.0	1.7	5.1	6.6	12.1	9.9	-	3.1	3.2	-
192	Živčevje, drugo Nervous system, other	M	0.7	3.2	1.4	1.3	-	-	-	-	1.2	-	-	-	1.8	-	-	-	5.8	-	-
		Ž	0.4	-	-	-	-	-	-	1.3	1.2	1.5	-	-	-	1.7	-	-	-	-	-
193	Ščitnica Thyroid	M	1.1	-	-	-	-	2.7	-	-	1.2	1.4	-	-	1.8	2.3	10.2	-	11.6	-	-
		Ž	3.2	-	-	-	2.8	-	2.6	1.3	5.0	1.5	-	1.7	8.2	5.2	4.0	7.9	6.3	25.3	-
194	Endokrine žleze, druge Endocrine glands, other	M	0.3	-	-	-	-	-	-	-	-	1.4	1.6	1.7	-	-	-	-	-	-	-
		Ž	0.3	-	-	-	-	-	-	-	1.2	1.5	-	-	1.6	-	-	-	-	-	-

cont. ↓

Tabela 5. Nadaljevanje - continued

Šifra MKB	Lokalizacija	Spol	Vse starosti	Starost																?			
				0-4	5-9	10-14	15-19	20-24	25-29	30-34	35-39	40-44	45-49	50-54	55-59	60-64	65-69	70-74	75-79		80+		
ICD No.	Site	Sex	All ages	Age																			
195	Slabo opredeljena lokaliz. Ill-defined site	M	0.4	-	-	-	-	-	-	-	-	-	-	1.4	-	1.7	-	-	-	-	5.8	7.5	-
		Ž	3.1	1.7	-	-	-	-	-	-	-	-	-	-	-	1.7	1.6	8.7	7.9	39.3	9.4	22.1	-
196	Metastaze v bezgavkah Lymph node metastases	M	1.8	-	-	-	-	-	-	-	1.2	-	3.3	3.4	5.5	6.9	10.2	6.9	-	15.0	-	-	
		Ž	1.1	-	-	-	-	-	-	-	-	-	-	-	4.9	1.7	2.0	3.9	6.3	9.5	-	-	
197	Met. v dihalih, prebavilih Respiratory, digestive tract met.	M	4.5	-	-	-	-	-	-	-	-	1.4	8.2	6.8	11.0	16.1	23.8	20.8	23.3	52.6	-	-	
		Ž	4.5	-	-	-	-	-	-	-	1.2	-	-	-	6.6	6.9	17.8	15.7	18.8	56.8	-	-	
198	Metastaze, druge Metastases, other	M	3.6	-	-	-	-	-	-	-	-	2.8	3.3	6.8	12.8	20.7	10.2	13.9	5.8	37.6	-	-	
		Ž	1.6	-	-	-	-	-	-	-	-	-	-	-	1.7	4.9	3.5	7.9	7.9	9.4	3.2	-	
199	Malignomi, neopredeljeni Malignancies, unspecified	M	3.7	-	-	-	-	-	-	1.2	-	-	3.3	8.6	5.5	18.4	10.2	13.9	34.9	45.1	-	-	
		Ž	3.4	-	-	-	-	1.3	-	1.3	-	1.5	3.4	-	4.9	3.5	11.9	7.9	28.3	25.3	-	-	
200 202	Ne-Hodgkinovi limfomi Non-Hodgkin's lymphomas	M	4.3	-	2.8	1.3	4.1	2.7	2.6	-	4.7	1.4	6.5	5.1	9.2	9.2	23.8	-	11.6	15.0	-	-	
		Ž	3.3	-	-	-	-	-	1.3	1.3	-	1.5	-	6.8	3.3	10.4	11.9	11.8	15.7	15.8	-	-	
201	Hodgkinov limfom Hodgkin's disease	M	3.4	-	4.2	1.3	4.1	4.0	2.6	2.5	4.7	5.7	3.3	1.7	5.5	4.6	6.8	6.9	-	-	-	-	
		Ž	1.7	-	-	-	4.0	7.7	-	3.7	1.5	-	-	1.6	-	-	-	7.9	3.1	3.2	-	-	
203	Plazmacitom Plasmacytoma	M	2.6	-	-	-	-	-	-	-	-	-	1.6	1.7	7.3	11.5	17.0	27.8	11.6	22.6	-	-	
		Ž	2.2	-	-	-	-	-	-	-	1.2	1.5	-	5.1	3.3	1.7	11.9	7.9	18.8	3.2	-	-	
204.0	Levkemija, limfatična, ak. Leukaemia, lymphatic, ac.	M	1.4	7.9	1.4	2.6	1.4	-	1.3	2.5	-	-	-	-	2.3	-	6.9	-	-	-	-	-	
		Ž	1.7	13.4	2.9	-	5.7	1.3	1.3	-	-	-	-	-	1.7	-	-	-	-	3.2	-	-	-
204.1	Levkemija, limfatična, kron. Leukaemia, lymphatic, chron.	M	4.2	-	-	-	-	-	-	-	-	-	1.6	3.4	5.5	16.1	27.2	20.8	63.9	45.1	-	-	
		Ž	2.2	-	-	-	-	-	-	-	-	-	-	1.7	-	3.3	6.9	7.9	23.6	3.1	15.8	-	-
205	Levkemija, mieloična Leukaemia, myeloid	M	3.0	1.6	-	-	1.4	1.3	1.3	1.2	2.3	2.8	-	5.1	7.3	16.1	6.8	6.9	5.8	15.0	-	-	
		Ž	2.7	-	-	1.4	-	2.7	-	3.8	-	4.5	5.0	3.4	1.6	3.5	2.0	19.7	6.3	9.5	-	-	
206	Levkemija, monocitna Leukaemia, monocytic	M	0.2	-	-	-	-	-	-	-	-	-	-	-	-	2.3	-	6.9	-	-	-	-	
		Ž	-	-	-	-	-	-	-	-	-	-	-	-	-	-	-	-	-	-	-	-	-

cont. ↓

Tabela 5. Nadaljevanje - continued

Šifra MKB	Lokalizacija	Spol	Vse starosti	Starost																?	
				0-4	5-9	10-14	15-19	20-24	25-29	30-34	35-39	40-44	45-49	50-54	55-59	60-64	65-69	70-74	75-79		80+
ICD No.	Site	Sex	All ages	Age																	
207	Levkemije, druge Leukaemias, other	M	0.5	-	-	-	-	-	-	-	-	-	-	-	-	4.6	3.4	-	5.8	7.5	-
		Ž	0.3	-	-	-	-	-	-	-	-	-	-	1.7	-	-	-	3.9	3.1	-	-
208	Policitemija, prava Polycythemia vera	M	0.7	-	-	-	-	-	-	-	1.4	1.6	1.7	-	-	3.4	13.9	5.8	-	-	
		Ž	0.6	-	-	-	-	-	-	-	1.2	-	-	3.4	-	-	-	3.9	-	6.3	-
209	Mielofibroza Myelofibrosis	M	0.3	-	-	-	-	-	-	-	1.4	-	-	1.8	2.3	-	-	-	-	-	
		Ž	0.3	-	-	-	-	-	-	-	1.5	-	-	-	-	2.0	3.9	-	-	-	
Zgoraj neupoštevani																					
Not included above																					
-	Dojka, in situ Breast, in situ	Ž	1.6	-	-	-	-	-	-	1.3	3.7	1.5	-	6.8	3.3	1.7	4.0	-	6.3	-	-
2340	Maternica, vrat, in situ Uterus, cervix, in situ	Ž	17.3	-	-	-	1.4	17.4	47.2	64.5	53.3	25.4	11.8	6.8	3.3	1.7	2.0	3.9	-	-	-
2250	Možgani, benigni tumor Brain, benign tumor	M	1.5	-	-	1.3	2.7	-	-	-	2.3	1.4	1.6	-	3.7	2.3	3.4	-	17.4	7.5	-
		Ž	2.1	-	-	-	-	-	-	1.3	-	4.5	-	3.4	8.2	8.7	5.9	3.9	6.3	-	-
2381	Možgani, neopredeljeno Brain, unspecified	M	0.2	-	-	-	-	-	-	-	-	1.4	-	1.7	-	-	-	-	-	-	-
		Ž	0.5	1.7	1.5	-	-	-	-	-	-	-	-	-	1.6	-	2.0	3.9	-	-	-

Tabela 6. Število novih primerov raka po zdravstvenih regijah in območjih zdravstvenih domov, po najpogostejših lokalizacijah in spolu - Slovenija 1990

Table 6. Number of new cancer cases by health regions and subregions, by most frequent sites and sex - Slovenia 1990

Zdravstvena regija Zdravstveni dom	Spol	Skupaj 140 - 209	Lokalizacija (šifre MKB)*									Druge lokal. Other sites	234*
			151	153	154	162	173	174	180	182	185		
Health region Subregion	Sex	All sites	Site (ICD No.)*										
Slovenija skupaj	M	3 245	301	160	208	741	282	8	-	-	232	1 313	-
	Ž	3 121	219	174	176	143	303	698	165	188	-	1 055	178
Celje	M	387	34	25	20	108	25	1	-	-	21	153	-
	Ž	375	37	16	27	20	32	62	26	18	-	137	9
ZD Celje	M	387	34	25	20	108	25	1	-	-	21	153	-
	Ž	375	37	16	27	20	32	62	26	18	-	137	9
Gorica	M	178	15	12	8	42	12	-	-	-	16	73	-
	Ž	146	5	4	9	9	11	45	5	11	-	47	18
ZD Nova Gorica	M	178	15	12	8	42	12	-	-	-	16	73	-
	Ž	146	5	4	9	9	11	45	5	11	-	47	18
Koper	M	233	16	11	21	53	31	-	-	-	13	88	-
	Ž	208	6	11	7	12	21	60	14	12	-	65	8
ZD Koper	M	135	8	6	12	30	25	-	-	-	5	49	-
	Ž	115	5	6	3	5	14	36	10	4	-	32	7
ZD Postojna	M	98	8	5	9	23	6	-	-	-	8	39	-
	Ž	93	1	5	4	7	7	24	4	8	-	33	1
Kranj	M	269	21	12	15	54	11	1	-	-	21	134	-
	Ž	316	22	23	10	6	26	85	20	14	-	110	26
ZD Jesenice	M	113	3	4	7	21	4	-	-	-	9	65	-
	Ž	111	2	8	6	1	3	39	8	6	-	38	3
ZD Kranj	M	156	18	8	8	33	7	1	-	-	12	69	-
	Ž	205	20	15	4	5	23	46	12	8	-	72	23
Ljubljana	M	988	89	53	55	222	93	3	-	-	72	401	-
	Ž	1023	65	65	48	56	89	245	41	71	-	343	70
ZD Domžale	M	113	11	5	8	20	8	-	-	-	10	51	-
	Ž	110	10	4	6	4	6	27	7	10	-	36	16
ZD Kočevje	M	60	8	1	2	16	6	-	-	-	5	22	-
	Ž	44	4	4	3	2	8	7	6	-	-	10	7
ZD Ljubljana	M	621	49	39	32	132	72	2	-	-	43	252	-
	Ž	676	39	44	31	40	56	167	20	49	-	230	40
ZD Trbovlje	M	90	11	7	10	20	3	1	-	-	7	31	-
	Ž	84	6	6	5	5	7	18	3	5	-	29	2
ZD Vrhnika	M	104	10	1	3	34	4	-	-	-	7	45	-
	Ž	109	6	7	3	5	12	26	5	7	-	38	5

cont. ↓

Tabela 6. Nadaljevanje - continued

Zdravstvena regija Zdravstveni dom	Spol	Skupaj 140 - 209	Lokalizacija (šife MKB)*									Druge lokal. 234*	
			151	153	154	162	173	174	180	182	185		
Health region Subregion	Sex	All sites	Site (ICD No.)*									Other sites	
Maribor	M	503	57	17	35	109	53	2	-	-	24	206	-
	Ž	488	39	27	29	18	54	99	26	28	-	168	30
ZD Maribor	M	373	41	16	26	76	42	1	-	-	18	153	-
	Ž	368	24	19	26	15	38	82	19	22	-	123	27
ZD Ptuj	M	130	16	1	9	33	11	1	-	-	6	53	-
	Ž	120	15	8	3	3	16	17	7	6	-	45	3
Murska Sobota	M	261	33	13	16	57	28	-	-	-	22	92	-
	Ž	199	20	13	18	6	28	34	13	13	-	54	2
ZD Mur. Sobota	M	261	33	13	16	57	28	-	-	-	22	92	-
	Ž	199	20	13	18	6	28	34	13	13	-	54	2
Novo mesto	M	226	18	12	25	44	8	1	-	-	26	92	-
	Ž	174	10	9	19	5	21	27	9	11	-	63	10
ZD Novo mesto	M	226	18	12	25	44	8	1	-	-	26	92	-
	Ž	174	10	9	19	5	21	27	9	11	-	63	10
Ravne	M	200	18	5	13	52	21	-	-	-	17	74	-
	Ž	192	15	6	9	11	21	41	11	10	-	68	5
ZD Ravne	M	116	12	2	7	28	13	-	-	-	12	42	-
	Ž	118	9	4	5	8	15	21	7	7	-	42	4
ZD Velenje	M	84	6	3	6	24	8	-	-	-	5	32	-
	Ž	74	6	2	4	3	6	20	4	3	-	26	1

* Opis šifer MKB:
Description of the ICD numbers:

151 Želodec
Stomach

153 Debelo črevo
Colon

154 Rektum
Rectum, anus

162 Sapnik, sapnica, pljuča
Trachea, bronchus, lung

173 Koža, drugi malignomi
Skin, other malignancies

174 Dojka
Breast

180 Maternica, vrat
Uterus, cervix

182 Maternica, telo, drugo
Uterus, corpus, etc.

185 Prostata
Prostate

** Neupoštevano v skupnem številu:
Not included in all sites:

234 Maternica, vrat, in situ
Uterus, cervix, in situ

Tabela 7. Število novih primerov raka, ugotovljenih v bolnišnicah, ter število in odstotek mikroskopsko potrjenih primerov, po lokalizaciji in spolu - Slovenija 1990

Table 7. Total number of new cancer cases diagnosed in hospitals and number and percentage of microscopically confirmed cases, by site and sex - Slovenia 1990

Šifra MKB*	Lokalizacija	Spol	Število novih primerov	Mikroskopsko potrjeni primeri	
				Število	Odstotek**
ICD* No.	Site	Sex	Number of new cases	Microscopically confirmed cases Number	Per cent**
140	Vse lokalizacije	Skupaj	6 132	5 627	92
-	All sites	Total			
209		Moški	3 119	2 856	92
		Male			
		Ženske	3 013	2 771	92
		Female			
140	Ustnica	M	16	16	100
	Lip	Ž	2	2	
141	Jezik	M	33	31	94
	Tongue	Ž	6	6	
142	Slinavke	M	9	9	
	Salivary glands	Ž	3	3	
143	Dlesni	M	4	4	
	Gum	Ž	1	1	
144	Ustno dno	M	28	28	100
	Floor of mouth	Ž	3	3	
145	Usta, drugo	M	13	13	
	Mouth, other parts	Ž	4	3	
146	Orofarinks	M	94	93	99
	Oropharynx	Ž	9	9	
147	Epifarinks	M	10	10	
	Epipharynx	Ž	2	2	
148	Hipofarinks	M	44	43	98
	Hypopharynx	Ž	1	1	
149	Žrelo, neoznačeno	M	-	-	
	Pharynx, not specified	Ž	-	-	
150	Požiralnik	M	77	70	91
	Esophagus	Ž	15	13	87
151	Želodec	M	282	251	89
	Stomach	Ž	192	173	90
152	Tanko črevo	M	3	3	
	Small intestine	Ž	3	3	

cont. ↓

Tabela 7. Nadaljevanje - continued

Šifra MKB*	Lokalizacija	Spol	Število novih primerov	Mikroskopsko potrjeni primeri	
				Število	Odstotek**
ICD* No.	Site	Sex	Number of new cases	Microscopically confirmed cases Number	Per cent**
153	Debelo črevo Colon	M	147	136	93
		Ž	164	144	88
154	Rektum Rectum, anus	M	201	180	90
		Ž	168	152	90
155	Jetra Liver	M	33	30	91
		Ž	19	18	95
156	Žolčnik, žolčni vodi Gall bladder, bile ducts	M	22	19	86
		Ž	74	59	80
157	Trebušna slinavka Pancreas	M	70	48	69
		Ž	97	61	63
158	Retro-, peritonej Retro-, peritoneum	M	2	2	
		Ž	8	8	
159	Prebavila, drugo Digestive organs, other	M	-	-	
		Ž	2	-	
160	Nos, obnosne votline, drugo Nose, sinuses, etc.	M	13	13	
		Ž	4	3	
161	Grlo Larynx	M	101	101	100
		Ž	4	4	
162	Sapnik, sapnica, pljuča Trachea, bronchus, lung	M	721	668	93
		Ž	138	126	91
163	Plevra, mediastin, drugo Pleura, mediastinum, etc.	M	7	7	
		Ž	4	3	
170	Kosti Bone	M	7	6	
		Ž	8	8	
171	Mehka tkiva Soft tissues	M	8	8	
		Ž	13	13	
172	Koža, maligni melanom Skin, malignant melanoma	M	48	48	100
		Ž	70	70	100
173	Koža, drugi malignomi Skin, other malignancies	M	281	276	98
		Ž	302	293	97
174	Dojka Breast	M	8	8	
		Ž	687	660	96
180	Maternica, vrat Uterus, cervix	Ž	165	161	98
181	Horioepiteliom Chorioepithelioma	Ž	2	2	

cont. ↓

Tabela 7. Nadaljevanje - continued

Šifra MKB*	Lokalizacija	Spol	Število novih primerov	Mikroskopsko potrjeni primeri	
				Število	Odstotek**
ICD* No.	Site	Sex	Number of new cases	Microscopically confirmed cases Number	Per cent**
182	Maternica, telo, drugo Uterus, corpus, etc.	Ž	183	181	99
183	Jajčnik, jajcevod, drugo Ovary, Fallopian tube, etc.	Ž	156	149	96
184	Nožnica, vulva, drugo Vagina, vulva, etc.	Ž	40	40	100
185	Prostata Prostate	M	211	179	85
186	Modo Testis	M	52	52	100
187	Penis, obmodek, drugo Penis, epididymis, etc.	M	8	8	
188	Mehur Bladder	M	96	88	92
		Ž	44	40	91
189	Ledvica, sečevod, drugo Kidney, ureter, etc.	M	78	74	95
		Ž	60	54	90
190	Oko Eye	M	3	1	
		Ž	7	4	
191	Možgani Brain	M	49	43	88
		Ž	33	29	88
192	Živčevje, drugo Nervous system, other	M	6	5	
		Ž	4	4	
193	Ščitnica Thyroid	M	11	11	
		Ž	33	33	100
194	Endokrine žleze, druge Endocrine glands, other	M	2	2	
		Ž	3	3	
195	Slabo opredeljena lokaliz. Ill-defined site	M	3	3	
		Ž	28	16	57
196	Metastaze v bezgavkah Lymph node metastases	M	17	17	100
		Ž	11	10	
197	Met. v dihalih, prebavilih Respiratory, digestive tract met.	M	40	19	48
		Ž	42	24	57
198	Metastaze, druge Metastases, other	M	35	16	46
		Ž	16	8	50
199	Malignomi, neopred. Malignancies, unspecified	M	28	20	71
		Ž	29	21	72

cont. ↓

Tabela 7. Nadaljevanje - continued

Šifra MKB*	Lokalizacija	Spol	Število novih primerov	Mikroskopsko potrjeni primeri	
				Število	Odstotek**
ICD* No.	Site	Sex	Number of new cases	Microscopically confirmed cases Number	Per cent**
200	Ne-Hodgkinovi limfomi	M	42	42	100
202	Non-Hodgkin's lymphomas	Ž	33	32	97
201	Hodgkinov limfom Hodgkin's disease	M	33	33	100
		Ž	18	18	100
203	Plazmacitom Plasmacytoma	M	24	23	96
		Ž	23	21	91
204.0	Levkemija, limfatična, akut. Leukaemia, lymphatic, acute	M	14	14	
		Ž	18	18	100
204.1	Levkemija, limfatična, kron. Leukaemia, lymphatic, chronic	M	39	39	100
		Ž	23	23	100
205	Levkemija, mieloična Leukaemia, myeloic	M	29	29	100
		Ž	27	27	100
206	Levkemija, monocitna Leukaemia, monocytic	M	2	2	
		Ž	-	-	
207	Levkemije, druge Leukaemias, other	M	5	5	
		Ž	3	3	
208	Policitemija, prava Polycythemia vera	M	7	7	
		Ž	6	6	
209	Mielofibroza Myelofibrosis	M	3	3	
		Ž	3	3	
Zgoraj neupoštevani					
Not included above					
-	Dojka, in situ Breast, in situ	Ž	16	16	100
2340	Maternica, vrat, in situ Uterus, cervix, in situ	Ž	178	178	100
2250	Možgani, benigni tumor Brain, benign tumor	M	15	15	100
		Ž	22	22	100
2381	Možgani, neopredeljeno Brain, unspecified	M	2	1	
		Ž	4	1	

* International classification of diseases, eighth revision, 1965

** Odstotki niso računani pri številih pod 15
Percentages are not calculated for less than 15 cases

Tabela 8. Število histološko (in citološko) potrjenih novih primerov raka - po histološki vrsti in lokalizaciji - Slovenija 1990

Table 8. Number of histologically (and cytologically) confirmed new cancer cases by histologic type and site - Slovenia 1990

<i>Histološka vrsta</i> <i>Histologic type</i>	<i>Skupaj</i> <i>All sites</i>	<i>Lokalizacija (šifra MKB)* - Site (ICD No.)*</i>									
		<i>140 - 209</i>	<i>140</i>	<i>141</i>	<i>142</i>	<i>143</i>	<i>144</i>	<i>145</i>	<i>146</i>	<i>147</i>	<i>148</i>
Vse vrste - hist.(cit.)	4966(661)	18	36 (1)	11 (1)	5	31	16	99 (3)	12	44	
All types - hist.(cyt.)											
Carcinoma non specified	352 (244)	1	1	1 (1)	-	-	-	4 (1)	2	-	-
Small cell carcinoma	89 (65)	-	-	-	-	-	-	-	-	-	-
Papillary carcinoma	4	-	-	-	-	-	-	-	-	-	-
Squamous carcinoma	886 (113)	16	34 (1)	2	5	30	15	87 (1)	7	44	
Basal cell carcinoma	421 (9)	-	-	-	-	-	-	-	-	-	
Transitional cel ca.	136	-	-	-	-	-	-	-	-	-	
Adenocarcinoma	2353 (161)	1	-	5	-	-	1	-	-	-	
Mucoepidermoid ca.	2	-	-	2	-	-	-	-	-	-	
Sarcoma non specified	6 (1)	-	-	-	-	-	-	-	-	-	
Fibrosarcoma	2	-	-	-	-	-	-	-	-	-	
Malign. fibrous histiocytoma	8	-	-	-	-	-	-	-	-	-	
Liposarcoma	2	-	-	-	-	-	-	-	-	-	
Leiomyosarcoma	20	-	-	-	-	-	-	-	-	-	
Rhabdomyosarcoma	2	-	-	-	-	-	-	-	-	-	
Synovial sarcoma	-	-	-	-	-	-	-	-	-	-	
Malignan schwannoma	2	-	-	-	-	-	-	-	-	-	
Malignant gran. cell and alveolar soft part sarcoma	1	-	-	-	-	-	-	-	-	-	
Cystosarcoma phyllodes	2	-	-	-	-	-	-	-	-	-	
Angiosarcoma	2	-	-	-	-	-	-	-	-	-	
Osteosarcoma	2	-	-	-	-	-	-	-	-	-	
Chondrosarcoma	7	-	-	-	-	-	-	-	-	-	
Ewing's sarcoma	1	-	-	-	-	-	-	-	-	-	
Malignant mesothelioma	11 (3)	-	-	-	-	-	-	-	-	-	
Complex mixed and stromal sarcoma	12 (1)	-	-	-	-	-	-	-	-	-	
Paraganglioma	-	-	-	-	-	-	-	-	-	-	
Malignant melanoma	130 (2)	-	-	-	-	-	-	-	-	-	
Specialized gonadal malign.	3	-	-	-	-	-	-	-	-	-	
Dysgerminoma & seminoma	26 (1)	-	-	-	-	-	-	-	-	-	
Other germ cell malignoma	21	-	-	-	-	-	-	-	-	-	
Trophoblastic malignoma	4	-	-	-	-	-	-	-	-	-	
Brenner tumor	-	-	-	-	-	-	-	-	-	-	
Malignant glioma	69	-	-	-	-	-	-	-	-	-	
Malignant meningioma	2	-	-	-	-	-	-	-	-	-	
Non Hodgkin lymphoma	112 (11)	-	1	1	-	-	-	8 (1)	3	-	
Hodgkin lymphoma	49 (2)	-	-	-	-	-	-	-	-	-	
Plasma cell tumors	30 (15)	-	-	-	-	-	-	-	-	-	
Leukemia, except chronic lymphoid	90 (8)	-	-	-	-	-	-	-	-	-	
Chronic lymphoid leukemia	51 (11)	-	-	-	-	-	-	-	-	-	
Other lymphoreticular neoplasms	-	-	-	-	-	-	-	-	-	-	
Mast cell sarcoma	-	-	-	-	-	-	-	-	-	-	
Neuroepitheliomatous malignoma	4	-	-	-	-	-	-	-	-	-	
Miscellaneous malignoma	20 (1)	-	-	-	-	-	-	-	-	-	
Small cell malignoma	2	-	-	-	-	-	-	-	-	-	
Malignoma non specified	30 (13)	-	-	-	-	1	-	-	-	-	

Tabela 8. Nadaljevanje - continued

Histološka vrsta <i>Histologic type</i>	Skupaj <i>All sites</i>		Lokalizacija (šifra MKB)* - Site (ICD No.)*							
	140 - 209	150	151	152	153	154	155	156	157	158
Vse vrste - hist.(cit.)		81 (2)	418 (6)	6	276 (4)	325 (7)	43 (5)	76 (2)	97(12)	6 (4)
All types - hist.(cyl.)										
Carcinoma non specified	352 (244)	7 -	37 (1)	- -	13 (1)	22 (3)	2 -	10 (2)	14 (4)	- -
Small cell carcinoma	89 (65)	1 -	2 -	- -	- -	- -	- -	- -	- -	- -
Papillary carcinoma	4 -	- -	- -	- -	- -	- -	- -	- -	- -	- -
Squamous carcinoma	886 (113)	65 (1)	1 -	- -	- -	4 -	- -	- -	- -	- -
Basal cell carcinoma	421 (9)	- -	- -	- -	- -	2 -	- -	- -	- -	- -
Transitional cel ca.	136 -	- -	- -	- -	- -	- -	- -	- -	- -	- -
Adenocarcinoma	2353 (161)	6 -	357 (3)	3 -	258 (3)	295 (4)	39 (5)	65 -	80 8	1 -
Mucoepidermoid ca.	2 -	- -	- -	- -	- -	- -	- -	- -	- -	- -
Sarcoma non specified	6 (1)	- -	- -	- -	- -	- -	- -	- -	- -	(1)
Fibrosarcoma	2 -	- -	- -	- -	- -	- -	- -	- -	- -	- -
Malign. fibrous histiocytoma	8 -	- -	- -	- -	- -	- -	- -	- -	- -	- -
Liposarcoma	2 -	- -	- -	- -	- -	- -	- -	- -	- -	- -
Leiomyosarcoma	20 -	1 -	1 -	2 -	- -	1 -	- -	- -	- -	1 -
Rhabdomyosarcoma	2 -	- -	- -	- -	- -	- -	- -	- -	- -	- -
Synovial sarcoma	- -	- -	- -	- -	- -	- -	- -	- -	- -	- -
Malignan schwannoma.	2 -	- -	- -	- -	- -	- -	- -	- -	- -	- -
Malignant gran. cell and alveolar soft part sarcoma	1 -	- -	- -	- -	- -	- -	- -	- -	- -	- -
Cystosarcoma phyllodes	2 -	- -	- -	- -	- -	- -	- -	- -	- -	- -
Angiosarcoma	2 -	- -	- -	- -	- -	- -	- -	- -	- -	- -
Osteosarcoma	2 -	- -	- -	- -	- -	- -	- -	- -	- -	- -
Chondrosarcoma	7 -	- -	- -	- -	- -	- -	- -	- -	- -	- -
Ewing's sarcoma	1 -	- -	- -	- -	- -	- -	- -	- -	- -	- -
Malignant mesothelioma	11 (3)	- -	- -	- -	- -	- -	- -	- -	- -	2 (2)
Complex mixed and stromal sarcoma	12 (1)	- -	- -	- -	- -	- -	1 -	- -	1 -	- -
Paraganglioma	- -	- -	- -	- -	- -	- -	- -	- -	- -	- -
Malignant melanoma	120 (2)	- -	- -	- -	- -	1 -	- -	- -	- -	- -
Specialized gonadal malign.	3 -	- -	- -	- -	- -	- -	- -	- -	- -	- -
Dysgerminoma & seminoma	26 (1)	- -	- -	- -	- -	- -	- -	- -	- -	- -
Other germ cell malignoma	21 -	- -	- -	- -	- -	- -	- -	- -	- -	- -
Trophoblastic malignoma	4 -	- -	- -	- -	- -	- -	- -	- -	- -	- -
Brenner tumor	- -	- -	- -	- -	- -	- -	- -	- -	- -	- -
Malignant glioma	69 -	- -	- -	- -	- -	- -	- -	- -	- -	- -
Malignant meningioma	2 -	- -	- -	- -	- -	- -	- -	- -	- -	- -
Non Hodgkin lymphoma	112 (11)	1 -	15 -	1 -	4 -	- -	- -	- -	- -	- -
Hodgkin lymphoma	49 (2)	- -	- -	- -	- -	- -	- -	- -	- -	- -
Plasma cell tumors	30 (15)	- -	- -	- -	- -	- -	- -	- -	- -	- -
Leukemia, except chronic lymphoid	90 (8)	- -	- -	- -	- -	- -	- -	- -	- -	- -
Chronic lymphoid leukemia	51 (11)	- -	- -	- -	- -	- -	- -	- -	- -	- -
Other lymphoreticular neoplasms	- -	- -	- -	- -	- -	- -	- -	- -	- -	- -
Mast cell sarcoma	- -	- -	- -	- -	- -	- -	- -	- -	- -	- -
Neuroepitheliomatous malignoma	4 -	- -	- -	- -	- -	- -	- -	- -	- -	- -
Miscellaneous malignoma	20 (1)	- -	- -	- -	- -	- -	- -	- -	- -	- -
Small cell malignoma	2 -	- -	- -	- -	- -	- -	- -	- -	- -	- -
Malignoma non specified	30 (13)	(1)	5 (2)	- -	1 -	- -	1 -	1 -	2 -	2 1

Tabela 8. Nadaljevanje - continued

Histološka vrsta <i>Histologic type</i>	Skupaj <i>All sites</i>	Lokalizacija (šifra MKB)* - Site (ICD No.)*											
		140 - 209	160	161	162	163	170	171	172	173	174		
		<i>cont.</i>											
Vse vrste - hist.(cit.) All types - hist.(cyt.)		16	105	459(335)	9 (1)	12 (2)	20 (1)	117 (1)	557(12)	554(114)			
Carcinoma non specified	352 (244)	1	-	3	-	79 (97)	1	-	-	-	14	-	35 (94)
Small cell carcinoma	89 (65)	1	-	-	-	76 (64)	-	-	-	-	-	-	3
Papillary carcinoma	4	-	-	1	-	-	-	-	-	-	1	-	-
Squamous carcinoma	886 (113)	7	-	101	-	185(101)	-	-	-	-	117 (3)	-	1 (1)
Basal cell carcinoma	421 (9)	-	-	-	-	-	-	-	-	-	419 (9)	-	-
Transitional cel ca.	136	-	-	-	-	-	-	-	-	-	-	-	-
Adenocarcinoma	2353 (161)	3	-	-	-	116 (72)	-	-	-	-	2	-	511 (19)
Mucoepidermoid ca.	2	-	-	-	-	-	-	-	-	-	-	-	-
Sarcoma non specified	6 (1)	1	-	-	-	-	-	-	2	-	-	-	-
Fibrosarcoma	2	-	-	-	-	-	-	-	1	-	-	-	-
Malign. fibrous histiocytoma	8	-	-	-	-	-	1	-	7	-	-	-	-
Liposarcoma	2	-	-	-	-	-	-	-	2	-	-	-	-
Leiomyosarcoma	20	-	-	-	-	-	-	-	5	-	-	-	-
Rhabdomyosarcoma	2	-	-	-	-	-	-	-	-	-	-	-	-
Synovial sarcoma	-	-	-	-	-	-	-	-	-	-	-	-	-
Malignan schwannoma	2	-	-	-	-	-	-	-	-	-	-	-	-
Malignant gran. cell and alveolar soft part sarcoma	1	-	-	-	-	-	-	-	1	-	-	-	-
Cystosarcoma phyllodes	2	-	-	-	-	-	-	-	-	-	-	-	2
Angiosarcoma	2	-	-	-	-	-	-	-	-	-	1	-	-
Osteosarcoma	2	-	-	-	-	-	2	-	-	-	-	-	-
Chondrosarcoma	7	-	-	-	-	-	7	-	-	-	-	-	-
Ewing's sarcoma	1	-	-	-	-	-	1	-	-	-	-	-	-
Malignant mesothelioma	11 (3)	-	-	-	-	-	8 (1)	-	1	-	-	-	-
Complex mixed and stromal sarcoma	12 (1)	-	-	-	-	-	-	-	-	-	-	-	-
Paraganglioma	-	-	-	-	-	-	-	-	-	-	-	-	-
Malignant melanoma	130 (2)	-	-	-	-	-	-	-	117 (1)	-	-	-	2
Specialized gonadal malign.	3	-	-	-	-	-	-	-	-	-	-	-	-
Dysgerminoma & seminoma	26 (1)	-	-	-	-	-	-	-	-	-	-	-	-
Other germ cell malignoma	21	-	-	-	-	-	-	-	-	-	-	-	-
Trophoblastic malignoma	4	-	-	-	-	-	-	-	-	-	-	-	-
Brenner tumor	-	-	-	-	-	-	-	-	-	-	-	-	-
Malignant glioma	69	-	-	-	-	-	-	-	-	-	-	-	-
Malignant meningioma	2	-	-	-	-	-	-	-	-	-	-	-	-
Non Hodgkin lymphoma	112 (11)	2	-	-	1	-	-	(1)	-	-	-	-	-
Hodgkin lymphoma	49 (2)	-	-	-	-	-	-	-	-	-	-	-	-
Plasma cell tumors	30 (15)	1	-	-	-	-	-	-	-	-	-	-	-
Leukemia, except chronic lymphoid	90 (8)	-	-	-	-	-	-	-	-	-	-	-	-
Chronic lymphoid leukemia	51 (11)	-	-	-	-	-	-	-	-	-	-	-	-
Other lymphoreticular neoplasms	-	-	-	-	-	-	-	-	-	-	-	-	-
Mast cell sarcoma	-	-	-	-	-	-	-	-	-	-	-	-	-
Neuroepitheliomatous malignoma	4	-	-	-	-	-	-	-	-	-	-	-	-
Miscellaneous malignoma	20 (1)	-	-	-	-	-	1 (1)	-	-	-	-	-	-
Small cell malignoma	2	-	-	-	-	-	-	-	-	-	-	-	-
Malignoma non specified	30 (13)	-	-	-	-	2 (1)	-	-	1 (1)	-	2	-	-

Tabela 8. Nadaljevanje - continued

Histološka vrsta Histologic type	Lokalizacija (šifra MKB)* - Site (ICD No.)*										
	Skupaj 140 - 209 All sites	180	181	182	183	184	185	186	187	188	189 cont. →
Vse vrste - hist.(cit.)	161	2	181	142 (7)	39 (1)	168(11)	51 (1)	7 (1)	128	125 (3)	
All types - hist.(cyt.)											
Carcinoma non specified	352 (244)	18	-	2	10 (1)	1	39 (5)	-	1 (1)	7	3
Small cell carcinoma	89 (65)	-	-	-	1	-	1	-	-	-	-
Papillary carcinoma	4	-	-	-	-	1	-	-	1	-	-
Squamous carcinoma	886 (113)	118	-	-	1	31 (1)	-	-	5	1	3
Basal cell carcinoma	421 (9)	-	-	-	-	-	-	-	-	-	-
Transitional cel ca.	136	-	-	-	-	-	-	-	-	116	20
Adenocarcinoma	2353 (161)	22	-	166	124 (6)	1	127 (6)	-	-	2	94 (2)
Mucoepidermoid ca.	2	-	-	-	-	-	-	-	-	-	-
Sarcoma non specified	6 (1)	-	-	1	-	1	-	-	-	1	-
Fibrosarcoma	2	-	-	-	-	-	-	-	-	-	-
Malign. fibrous histiocytoma	8	-	-	-	-	8	-	-	-	-	-
Liposarcoma	2	-	-	-	-	-	-	-	-	-	-
Leiomyosarcoma	20	-	-	6	-	-	-	-	-	-	1
Rhabdomyosarcoma	2	-	-	-	-	1	-	-	-	-	-
Synovial sarcoma	-	-	-	-	-	-	-	-	-	-	-
Malignan schwannoma	2	-	-	-	-	-	-	-	-	-	-
Malignant gran. cell and alveolar soft part sarcoma	1	-	-	-	-	-	-	-	-	-	-
Cystosarcoma phyllodes	2	-	-	-	-	-	-	-	-	-	-
Angiosarcoma	2	-	-	1	-	-	-	-	-	-	-
Osteosarcoma	2	-	-	-	-	-	-	-	-	-	-
Chondrosarcoma	7	-	-	-	-	-	-	-	-	-	-
Ewing's sarcoma	1	-	-	-	-	1	-	-	-	-	-
Malignant mesothelioma	11 (3)	-	-	-	-	-	-	-	-	-	-
Complex mixed and stromal sarcoma	12 (1)	1	-	5	3	-	-	-	-	-	1 (1)
Paraganglioma	-	-	-	-	-	-	-	-	-	-	-
Malignant melanoma	150 (2)	-	-	-	-	2	-	-	-	-	1
Specialized gonadal malign.	3	-	-	-	2	-	-	1	-	-	-
Dysgerminoma & seminoma	26 (1)	-	-	-	-	-	-	25 (1)	-	-	-
Other germ cell malignoma	21	-	-	-	1	-	-	20	-	-	-
Trophoblastic malignoma	4	-	2	-	-	-	-	2	-	-	-
Brenner tumor	-	-	-	-	-	-	-	-	-	-	-
Malignant glioma	69	-	-	-	-	-	-	-	-	-	-
Malignant meningioma	2	-	-	-	-	-	-	-	-	-	-
Non Hodgkin lymphoma	112 (11)	2	-	-	-	-	-	3	-	-	1
Hodgkin lymphoma	49 (2)	-	-	-	-	-	-	-	-	-	-
Plasma cell tumors	30 (15)	-	-	-	-	-	-	-	-	-	-
Leukemia, except chronic lymphoid	90 (8)	-	-	-	-	-	-	-	-	-	-
Chronic lymphoid leukemia	51 (11)	-	-	-	-	-	-	-	-	-	-
Other lymphoreticular neoplasms	-	-	-	-	-	-	-	-	-	-	-
Mast cell sarcoma	-	-	-	-	-	-	-	-	-	-	-
Neuroepitheliomatous malignoma	4	-	-	-	-	-	-	-	-	-	-
Miscellaneous malignoma	20 (1)	-	-	-	-	-	-	-	-	-	-
Small cell malignoma	2	-	-	-	-	-	-	-	-	-	-
Malignoma non specified	30 (13)	-	-	-	-	1	1	-	-	1	1

Tabela 8. Nadaljevanje - continued

Histološka vrsta <i>Histologic type</i>	Skupaj 140 - 209 <i>All sites</i>	Lokalizacija (šifra MKB)* - Site (ICD No.)*									
		190	191	192	193	194	195	196	197	198	199 <i>cont. →</i>
Vse vrste - hist.(cit.)		4 (1)	72	9	32(12)	4 (1)	17 (2)	14(13)	23(20)	17 (7)	16(25)
All types - hist.(cyt.)											
Carcinoma non specified	352 (244)	-	-	-	6 (5)	- (1)	-	2 (5)	7 (9)	5 (5)	4 (8)
Small cell carcinoma	89 (65)	-	-	-	- (1)	-	-	1	-	2	1
Papillary carcinoma	4	-	-	-	-	-	-	-	-	-	-
Squamous carcinoma	886 (113)	1	-	-	-	-	-	5 (3)	-	-	- (1)
Basal cell carcinoma	421 (9)	-	-	-	-	-	-	-	-	-	-
Transitional cel ca.	136	-	-	-	-	-	-	-	-	-	-
Adenocarcinoma	2353 (161)	-	-	-	26 (3)	4	13 (1)	2 (3)	15(10)	7 (1)	7(15)
Mucoepidermoid ca.	2	-	-	-	-	-	-	-	-	-	-
Sarcoma non specified	6 (1)	-	-	-	-	-	-	-	-	-	-
Fibrosarcoma	2	-	-	-	-	-	-	-	-	-	-
Malign. fibrous histiocytoma	8	-	-	-	-	-	-	-	-	-	-
Liposarcoma	2	-	-	-	-	-	-	-	-	-	-
Leiomyosarcoma	20	-	-	-	-	-	2	-	-	-	-
Rhabdomyosarcoma	2	-	-	-	-	-	1	-	-	-	-
Synovial sarcoma	-	-	-	-	-	-	-	-	-	-	-
Malignan schwannoma	2	-	-	-	2	-	-	-	-	-	-
Malignant gran. cell and alveolar soft part sarcoma	1	-	-	-	-	-	-	-	-	-	-
Cystosarcoma phyllodes	2	-	-	-	-	-	-	-	-	-	-
Angiosarcoma	2	-	-	-	-	-	-	-	-	-	-
Osteosarcoma	2	-	-	-	-	-	-	-	-	-	-
Chondrosarcoma	7	-	-	-	-	-	-	-	-	-	-
Ewing's sarcoma	1	-	-	-	-	-	-	-	-	-	-
Malignant mesothelioma	11 (3)	-	-	-	-	-	-	-	-	-	-
Complex mixed and stromal sarcoma	12 (1)	-	-	-	-	-	-	-	-	-	-
Paraganglioma	-	-	-	-	-	-	-	-	-	-	-
Malignant melanoma	130 (2)	3 (1)	-	-	-	-	-	1	-	1	2
Specialized gonadal malign.	3	-	-	-	-	-	-	-	-	-	-
Dysgerminoma & seminoma	26 (1)	-	-	-	-	-	-	1	-	-	-
Other germ cell malignoma	21	-	-	-	-	-	-	-	-	-	-
Trophoblastic malignoma	4	-	-	-	-	-	-	-	-	-	-
Brenner tumor	-	-	-	-	-	-	-	-	-	-	-
Malignant glioma	69	-	65	4	-	-	-	-	-	-	-
Malignant meningioma	2	-	2	-	-	-	-	-	-	-	-
Non Hodgkin lymphoma	112 (11)	-	1	1	- (2)	-	-	-	-	-	-
Hodgkin lymphoma	49 (2)	-	-	-	-	-	-	-	-	-	-
Plasma cell tumors	30 (15)	-	-	-	-	-	-	-	-	-	-
Leukemia, except chronic lymphoid	90 (8)	-	-	-	-	-	-	-	-	-	-
Chronic lymphoid leukemia	51 (11)	-	-	-	-	-	-	-	-	-	-
Other lymphoreticular neoplasms	-	-	-	-	-	-	-	-	-	-	-
Mast cell sarcoma	-	-	-	-	-	-	-	-	-	-	-
Neuroepitheliomatous malignoma	4	-	2	2	-	-	-	-	-	-	-
Miscellaneous malignoma	20 (1)	-	-	-	-	-	-	-	-	-	-
Small cell malignoma	2	-	1	-	-	-	-	-	-	1	-
Malignoma non specified	30 (13)	-	1	-	- (1)	-	1 (1)	2 (2)	1 (1)	1 (1)	2 (1)

Tabela 8. Nadaljevanje - continued

Histološka vrsta Histologic type	Skupaj All sites		Lokalizacija (šifra MKB)* - Site (ICD No.)*								
	140 - 209	200	201	203	204	205	206	207	208	209	
Vse vrste - hist.(cit.) All types - hist.(cyl.)		202	67 (7)	49 (2)	29(15)	81(13)	51 (5)	2	7 (1)	13	6
Carcinoma non specified	352 (244)	-	-	-	-	-	-	-	-	-	-
Small cell carcinoma	89 (65)	-	-	-	-	-	-	-	-	-	-
Papillary carcinoma	4	-	-	-	-	-	-	-	-	-	-
Squamous carcinoma	886 (113)	-	-	-	-	-	-	-	-	-	-
Basal cell carcinoma	421 (9)	-	-	-	-	-	-	-	-	-	-
Transitional cel ca.	136	-	-	-	-	-	-	-	-	-	-
Adenocarcinoma	2353 (161)	-	-	-	-	-	-	-	-	-	-
Mucoepidermoid ca.	2	-	-	-	-	-	-	-	-	-	-
Sarcoma non specified	6 (1)	-	-	-	-	-	-	-	-	-	-
Fibrosarcoma	2	-	-	-	-	-	-	-	-	-	-
Malign. fibrous histiocytoma	8	-	-	-	-	-	-	-	-	-	-
Liposarcoma	2	-	-	-	-	-	-	-	-	-	-
Leiomyosarcoma	20	-	-	-	-	-	-	-	-	-	-
Rhabdomyosarcoma	2	-	-	-	-	-	-	-	-	-	-
Synovial sarcoma	-	-	-	-	-	-	-	-	-	-	-
Malignan schwannoma	2	-	-	-	-	-	-	-	-	-	-
Malignant gran. cell and alveolar soft part sarcoma	1	-	-	-	-	-	-	-	-	-	-
Cystosarcoma phyllodes	2	-	-	-	-	-	-	-	-	-	-
Angiosarcoma	2	-	-	-	-	-	-	-	-	-	-
Osteosarcoma	2	-	-	-	-	-	-	-	-	-	-
Chondrosarcoma	7	-	-	-	-	-	-	-	-	-	-
Ewing's sarcoma	1	-	-	-	-	-	-	-	-	-	-
Malignant mesothelioma	11 (3)	-	-	-	-	-	-	-	-	-	-
Complex mixed and stromal sarcoma	12 (1)	-	-	-	-	-	-	-	-	-	-
Paraganglioma	-	-	-	-	-	-	-	-	-	-	-
Malignant melanoma	120 (2)	-	-	-	-	-	-	-	-	-	-
Specialized gonadal malign.	3	-	-	-	-	-	-	-	-	-	-
Dysgerminoma & seminoma	26 (1)	-	-	-	-	-	-	-	-	-	-
Other germ cell malignoma	21	-	-	-	-	-	-	-	-	-	-
Trophoblastic malignoma	4	-	-	-	-	-	-	-	-	-	-
Brenner tumor	-	-	-	-	-	-	-	-	-	-	-
Malignant glioma	69	-	-	-	-	-	-	-	-	-	-
Malignant meningioma	2	-	-	-	-	-	-	-	-	-	-
Non Hodgkin lymphoma	112 (11)	67 (7)	-	-	-	-	-	-	-	-	-
Hodgkin lymphoma	49 (2)	-	49 (2)	-	-	-	-	-	-	-	-
Plasma cell tumors	30 (15)	-	-	29 (15)	-	-	-	-	-	-	-
Leukemia, except chronic lymphoid	90 (8)	-	-	-	30 (2)	51 (5)	2	7 (1)	-	-	-
Chronic lymphoid leukemia	51 (11)	-	-	-	51 (11)	-	-	-	-	-	-
Other lymphoreticular neoplasms	-	-	-	-	-	-	-	-	-	-	-
Mast cell sarcoma	-	-	-	-	-	-	-	-	-	-	-
Neuroepitheliomatous malignoma	4	-	-	-	-	-	-	-	-	-	-
Miscellaneous malignoma	20 (1)	-	-	-	-	-	-	-	13	-	6
Small cell malignoma	2	-	-	-	-	-	-	-	-	-	-
Malignoma non specified	30 (13)	-	-	-	-	-	-	-	-	-	-

Tabela 9. Število primerov ne-Hodgkinovih limfomov* po lokalizaciji, spolu in starosti - Slovenija 1990

Table 9. Total number of non-Hodgkin's malignant lymphomas* by site, sex, and age - Slovenia 1990

Šifra MKB	Lokalizacija	Spol	Vse starosti	S t a r o s t																	
				0-	5-	10-	15-	20-	25-	30-	35-	40-	45-	50-	55-	60-	65-	70-	75-	80+	?
ICD No.	Site	Sex	All ages	A g e																	
	Vse lokalizacije All sites	Skupaj Total	123	-	3	2	4	2	5	1	4	6	9	8	12	15	22	5	11	14	-
		Moški Male	68	-	3	2	4	2	3	-	4	4	6	4	9	8	9	-	6	4	-
		Ženske Female	55	-	-	-	-	-	2	1	-	2	3	4	3	7	13	5	5	10	-
**	Glava in vrat Head and neck	M	10	-	-	-	-	-	-	-	-	3	2	1	1	1	-	-	1	1	-
		Ž	6	-	-	-	-	-	-	-	-	-	-	-	1	-	2	-	-	3	-
150	Požiralnik Esophagus	M	-	-	-	-	-	-	-	-	-	-	-	-	-	-	-	-	-	-	-
		Ž	1	-	-	-	-	-	-	-	-	-	-	-	-	-	-	-	1	-	-
151	Želodec Stomach	M	6	-	-	-	-	1	-	-	-	-	-	1	-	2	-	1	1	-	
		Ž	9	-	-	-	-	1	-	-	1	1	-	-	1	4	1	-	-	-	
152	Tanko črevo Small intestine	M	1	-	-	-	-	-	-	-	-	-	-	1	-	-	-	-	-	-	
		Ž	-	-	-	-	-	-	-	-	-	-	-	-	-	-	-	-	-	-	
153	Debelo črevo Colon	M	2	-	-	1	-	-	-	-	-	-	-	1	-	-	-	-	-	-	
		Ž	2	-	-	-	-	-	-	-	-	1	-	-	-	-	1	-	-	-	
162	Sapnik, sapnica, pljuča Trachea, bronchus, lung	M	-	-	-	-	-	-	-	-	-	-	-	-	-	-	-	-	-	-	
		Ž	1	-	-	-	-	1	-	-	-	-	-	-	-	-	-	-	-	-	
170	Kosti Bone	M	1	-	1	-	-	-	-	-	-	-	-	-	-	-	-	-	-	-	
		Ž	-	-	-	-	-	-	-	-	-	-	-	-	-	-	-	-	-	-	
180	Maternica, vrat Uterus, cervix	Ž	2	-	-	-	-	-	-	-	-	1	-	-	-	1	-	-	-	-	
186	Modo Testis	M	3	-	-	-	-	-	-	-	-	-	-	-	2	-	-	1	-	-	
189	Ledvica, sečevod, drugo Kidney, ureter, etc.	M	1	-	-	1	-	-	-	-	-	-	-	-	-	-	-	-	-	-	
		Ž	-	-	-	-	-	-	-	-	-	-	-	-	-	-	-	-	-	-	
191	Možgani Brain	M	1	-	-	-	-	-	-	-	-	-	-	-	1	-	-	-	-	-	
		Ž	-	-	-	-	-	-	-	-	-	-	-	-	-	-	-	-	-	-	
192	Živčevje, drugo Nervous system, other	M	1	-	-	-	-	-	-	-	-	-	-	-	-	-	-	-	1	-	
		Ž	-	-	-	-	-	-	-	-	-	-	-	-	-	-	-	-	-	-	
193	Ščitnica Thyroid	M	-	-	-	-	-	-	-	-	-	-	-	-	-	-	-	-	-	-	
		Ž	2	-	-	-	-	-	-	-	-	-	-	-	-	-	-	-	-	2	
202	Bezgavke Lymph nodes	M	42	-	2	1	3	2	2	-	4	1	4	3	5	4	7	-	2	2	
		Ž	32	-	-	-	-	-	1	-	1	-	4	2	6	6	3	4	5	-	

* Vključeni so vsi citološko in/ali histološko potrjeni primeri
All cases included have been cytologically or histologically verified

** Šifre MKB/ ICD Nos.: 141, 142, 146, 147, 160

Tabela 10. Število novih primerov raka po bolnišnicah ugotovitve diagnoze ter število in odstotek primerov, napotenih na Onkološki inštitut (OI) - Slovenija 1990

Table 10. Number of new cancer cases diagnosed by reporting hospitals, and number and percentage of cases referred to the Institute of Oncology (IO), Ljubljana - Slovenia 1990

<i>Bolnišnice</i>	<i>Število novih primerov</i>	<i>Napoten na OI</i>	
<i>Hospitals</i>	<i>Number of new cases</i>	<i>Število</i>	<i>Odstotek *</i>
		<i>Referred to the IO</i>	<i>Number</i>
			<i>Per cent *</i>
Skupaj	6 132	3 046	50
Total			
Onkološki inštitut, Ljubljana	699	699	100
Institute of Oncology, Ljubljana			
Klinične bolnišnice, Ljubljana	2 171	1 080	50
University hospitals, Ljubljana			
Dermatološka klinika	167	6	4
Gastroenterološka interna klinika	153	48	31
Ginekološka klinika	150	114	76
Infekcijska klinika	21	9	43
Inštitut za gerontologijo	39	17	44
Inštitut za pljučne bolezni in tbc, Golnik	407	223	55
Interna klinika	189	54	29
Kirurška gastroenterološka klinika	338	141	42
Klinična bolnišnica za pediatrijo	40	35	88
Klinična bolnišnica za psihiatrijo	-	-	
Klinika za maksilofacialno kirurgijo	30	25	83
Klinika za nevrokirurgijo	48	32	67
Klinika za plastično kirurgijo in opeklino	33	23	70
Klinika za torakalno kirurgijo	49	27	55
Nevrološka klinika	30	24	80
Očesna klinika	16	10	63
Ortopedska klinika	9	9	
Otorinolaringološka klinika	213	193	91
Travmatološka klinika	2	-	
Urološka klinika	237	90	38
Splošne in specialne bolnišnice	3 221	1 250	39
General and special hospitals			
Splošna bolnišnica Brežice	71	40	55
Splošna bolnišnica Celje**	568	257	45

cont. ↓

Tabela 10. Nadaljevanje - continued

<i>Bolnišnice</i>	<i>Število novih primerov</i>	<i>Napoteni na OI</i>	
<i>Hospitals</i>	<i>Number of new cases</i>	<i>Število</i>	<i>Odstotek*</i>
		<i>Referred to the IO</i>	<i>Number</i>
			<i>Per cent*</i>
Splošna bolnišnica Jesenice	99	39	39
Splošna bolnišnica Koper	144	60	42
Splošna bolnišnica Maribor	925	328	35
Splošna bolnišnica Murska Sobota	335	96	29
Splošna bolnišnica Nova Gorica	232	101	44
Splošna bolnišnica Novo mesto	315	102	32
Splošna bolnišnica Ptuj	78	33	42
Splošna bolnišnica Slovenj Gradec	245	72	29
Splošna bolnišnica Trbovlje	61	35	57
Bolnišnica za ginekologijo in porodništvo Kranj	30	21	70
Bolnišnica za ženske bolezni in porodništvo Postojna	12	11	
Bolnica Ivana Regenta Sežana	65	32	49
Ortopedska bolnica Valdoltra	3	1	
Psihiatrična bolnišnica Begunje	-	-	
Psihiatrična bolnišnica Idrija	-	-	
Vojna bolnica Ljubljana	38	22	58
Drugi zdravstveni zavodi			
Other health institutions	41	17	41

* Odstotki niso računani pri številih pod 15
Percentages are not calculated for less than 15 cases

** Vključno bolnišnica Topolšica
Including hospital Topolšica

Tabela 11. Število in odstotek novih primerov raka, ugotovljenih v bolnišnicah, po stadiju, lokalizaciji in spolu - Slovenija 1990

Table 11. Number and percentage of new cancer cases reported by hospitals by stage, site and sex - Slovenia 1990

Šifra MKB	Lokalizacija	Spol	Število primerov	Lokaliziran		S t a d i j				Neznan	
				Število	Odstotek*	Regionarna razširitev	Oddaljena razširitev	Neznan	Odstotek*	Število	Odstotek*
ICD No.	Site	Sex	Number of cases	Localized Number	Per cent*	Regional Number	Per cent*	Remote Number	Per cent*	Unknown Number	Per cent*
140 209	Vse lokalizacije All sites	Skupaj Total	6 132	2 199	36	1 765	29	1 716	28	452	7
		Moški Male	3 119	1 043	33	909	29	896	29	271	9
		Ženske Female	3 013	1 156	38	856	28	820	27	181	6
140	Ustnica	M	16	16	100	-	-	-	-	-	-
	Lip	Ž	2	2		-	-	-	-	-	-
141	Jezik	M	33	7	21	20	61	4	12	2	6
	Tongue	Ž	6	2		3		1		-	-
142	Slinavke	M	9	2		4		2		1	
	Salivary glands	Ž	3	2		1		-		-	
143	Dlesni	M	4	1		1		2		-	-
	Gum	Ž	1	-		-		1		-	-
144	Ustno dno	M	28	6	21	16	57	6	21	-	-
	Floor of mouth	Ž	3	1		2		-		-	-
145	Usta, drugo	M	13	6		5		2		-	-
	Mouth, other parts	Ž	4	1		2		-		1	
146	Orofarinks	M	94	13	14	68	72	11	12	2	2
	Oropharynx	Ž	9	1		5		3		-	-
147	Epifarinks	M	10	3		6		1		-	-
	Epipharynx	Ž	2	1		1		-		-	-
148	Hipofarinks	M	44	2	5	38	86	2	5	2	5
	Hypopharynx	Ž	1	-		1		-		-	-
149	Žrelo, neoznačeno	M	-	-		-		-		-	-
	Pharynx, not specified	Ž	-	-		-		-		-	-
150	Požiralnik	M	77	17	22	34	44	16	21	10	13
	Esophagus	Ž	15	3	20	7	47	1	7	4	27
151	Želodec	M	282	59	21	77	27	111	39	35	12
	Stomach	Ž	192	46	24	68	35	53	28	25	13
152	Tanko črevo	M	3	-		1		2		-	-
	Small intestine	Ž	3	-		3		-		-	-

cont. ↓

Tabela 11. Nadaljevanje - continued

Šifra MKB	Lokalizacija	Spol	Število primerov	Lokaliziran		S t a d i j				Neznani	
				Število	Odstotek*	Regionarna razširitev Število	Odstotek*	Oddaljena razširitev Število	Odstotek*	Število	Odstotek*
ICD No.	Site	Sex	Number of cases	Localized		S t a g e				Unknown	
				Number	Per cent*	Regional Number	Per cent*	Remote Number	Per cent*	Number	Per cent*
153	Debelo črevo Colon	M	147	13	9	84	57	38	26	12	8
		Ž	164	14	9	84	51	49	30	17	10
154	Rektum Rectum, anus	M	201	32	16	98	49	55	27	16	8
		Ž	168	25	15	87	52	42	25	14	8
155	Jetra Liver	M	33	15	45	9	27	7	21	2	6
		Ž	19	8	42	3	16	5	26	3	16
156	Žolčnik, žolčni vodi Gall bladder, bile ducts	M	22	7	32	6	27	7	32	2	9
		Ž	74	15	20	21	28	26	35	12	16
157	Trebušna slinavka Pancreas	M	70	11	16	17	24	35	50	7	10
		Ž	97	16	16	21	22	45	46	15	15
158	Retro-, peritonej Retro-, peritoneum	M	2	-	-	1	-	-	-	1	-
		Ž	8	-	-	3	-	3	-	2	-
159	Prebavila, drugo Digestive organs, other	M	-	-	-	-	-	-	-	-	-
		Ž	2	-	-	-	-	-	-	2	-
160	Nos, obnosne votl., drugo Nose, sinuses, etc.	M	13	2	-	8	-	3	-	-	-
		Ž	4	2	-	2	-	-	-	-	-
161	Grlo Larynx	M	101	54	53	40	40	4	4	3	3
		Ž	4	2	-	1	-	1	-	-	-
162	Sapnik, sapnica, pljuča Trachea, bronchus, lung	M	721	192	27	249	35	246	34	34	5
		Ž	138	32	23	38	28	64	46	4	3
163	Plevra, mediastin., drugo Pleura, mediastinum, etc.	M	7	2	-	4	-	-	-	1	-
		Ž	4	-	-	3	-	1	-	-	-
170	Kosti Bone	M	7	3	-	2	-	2	-	-	-
		Ž	8	1	-	6	-	1	-	-	-
171	Mehka tkiva Soft tissues	M	8	6	-	1	-	1	-	-	-
		Ž	13	7	-	3	-	2	-	1	-
172	Koža, maligni melanom Skin, malignant melanoma	M	48	38	79	8	17	2	4	-	-
		Ž	70	59	84	8	11	2	3	1	1
173	Koža, drugi malignomi Skin, other malignancies	M	281	276	98	4	1	-	-	1	-
		Ž	302	295	98	6	2	-	-	1	-
174	Dojka Breast	M	8	2	-	5	-	1	-	-	-
		Ž	687	271	39	333	48	75	11	8	1
180	Maternica, vrat Uterus, cervix	Ž	165	76	46	38	23	49	30	2	1
181	Horioepiteliom Chorioepithelioma	Ž	2	1	-	-	-	1	-	-	-

cont. ↓

Tabela 11. Nadaljevanje - continued

Šifra MKB	Lokalizacija	Spol	Število primerov	Lokaliziran		S t a d i j				Neznan	
				Število	Odstotek*	Regionarna razširitev		Oddaljena razširitev		Število	Odstotek*
ICD No.	Site	Sex	Number of cases	Localized		Regional		Remote		Unknown	
				Number	Per cent*	Number	Per cent*	Number	Per cent*	Number	Per cent*
182	Maternica, telo, drugo Uterus, corpus, etc.	Ž	183	131	72	28	15	20	11	4	2
183	Jajčnik, jajcevod, drugo Ovary, Fallopian tube, etc.	Ž	156	24	15	14	9	113	72	5	3
184	Nožnica, vulva, drugo Vagina, vulva, etc.	Ž	40	21	53	15	38	4	10	-	-
185	Prostata Prostate	M	211	80	38	14	7	53	25	64	30
186	Modo Testis	M	52	24	46	23	44	5	10	-	-
187	Penis, obmodek, drugo Penis, epididymis, etc.	M	8	5		1		1		1	
188	Mehur Bladder	M	96	42	44	21	22	7	7	26	27
		Ž	44	18	41	7	16	3	7	16	36
189	Ledvica, sečevod, drugo Kidney, ureter, etc.	M	78	34	44	13	17	6	8	25	32
		Ž	60	26	43	10	17	9	15	15	25
190	Oko Eye	M	3	2		1		-	-	-	-
		Ž	7	3		1		1		2	
191	Možgani Brain	M	49	49	100	-	-	-	-	-	-
		Ž	33	31	94	2	6	-	-	-	-
192	Živčevje, drugo Nervous system, other	M	6	4		-	-	2		-	-
		Ž	4	2		-	-	2		-	-
193	Ščitnica Thyroid	M	11	2		8		1		-	-
		Ž	33	8	24	13	39	11	33	1	3
194	Endokrine žleze, druge Endocrine glands, other	M	2	-	-	1		1		-	-
		Ž	3	1		1		1		-	-
195	Slabo opredeljena lokaliz. Ill-defined site	M	3	-	-	1		-		2	
		Ž	28	-	-	2	7	15	54	11	39
196	Metastaze v bezgavkah Lymph node metastases	M	17	-	-	-	-	2	12	15	88
		Ž	11	-	-	-	-	2		9	
197	Met. v dihalih, prebavilih Respiratory, digestive tract met.	M	40	-	-	-	-	39	98	1	3
		Ž	42	-	-	-	-	41	98	1	2
198	Metastaze, druge Metastases, other	M	35	-	-	-	-	35	100	-	-
		Ž	16	-	-	-	-	16	100	-	-
199	Malignomi, neopredeljeni Malignancies, unspecified	M	28	-	-	-	-	28	100	-	-
		Ž	29	-	-	-	-	29	100	-	-


cont. ↓

Tabela 11. Nadaljevanje - continued

Šifra MKB	Lokalizacija	Spol	Število primerov		S t a d i j (A n n - A r b o r)							
			I		II		III + IV		Neznano			
ICD No.	Site	Sex	Number of cases	Število	Odstotek*	Število	Odstotek*	Število	Odstotek*	Število	Odstotek*	
				Number	Per cent*	Number	Per cent*	Number	Per cent*	Number	Per cent*	
200	Ne-Hodgkinovi limfomi	M	42	9	21	9	21	18	43	6	14	
202	Non-Hodgkin's limfomas	Ž	33	5	15	7	21	16	48	5	15	
201	Hodgkinov limfom Hodgkin's disease	M	33	7	21	11	33	15	45	-	-	
		Ž	18	3	17	6	33	9	50	-	-	

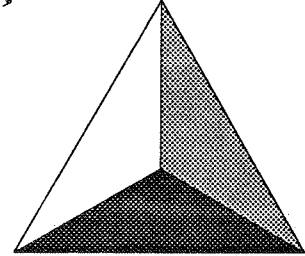
* Odstotki niso računani pri številih pod 15

* Percentages are not calculated for less than 15 cases



Silicon Graphics
Computer Systems

pooblaščenih predstavnik za Slovenijo in Hrvaško



A S T E R

učinkovite računalniške rešitve

Nade Ovčakove 1, Ljubljana, tel (061) 168-3511, fax (061) 168-3165

Register raka za Slovenijo vodimo na opremi Silicon Graphics.

INCIDENCA RAKA V SLOVENIJI 1990
CANCER INCIDENCE IN SLOVENIA 1990

Po mnenju Ministrstva za kulturo Republike Slovenije, št. 415-11/93 z dne 17. decembra 1993,
šteje publikacija med proizvode, za katere se plačuje 5-odstotni davek od prometa proizvodov.